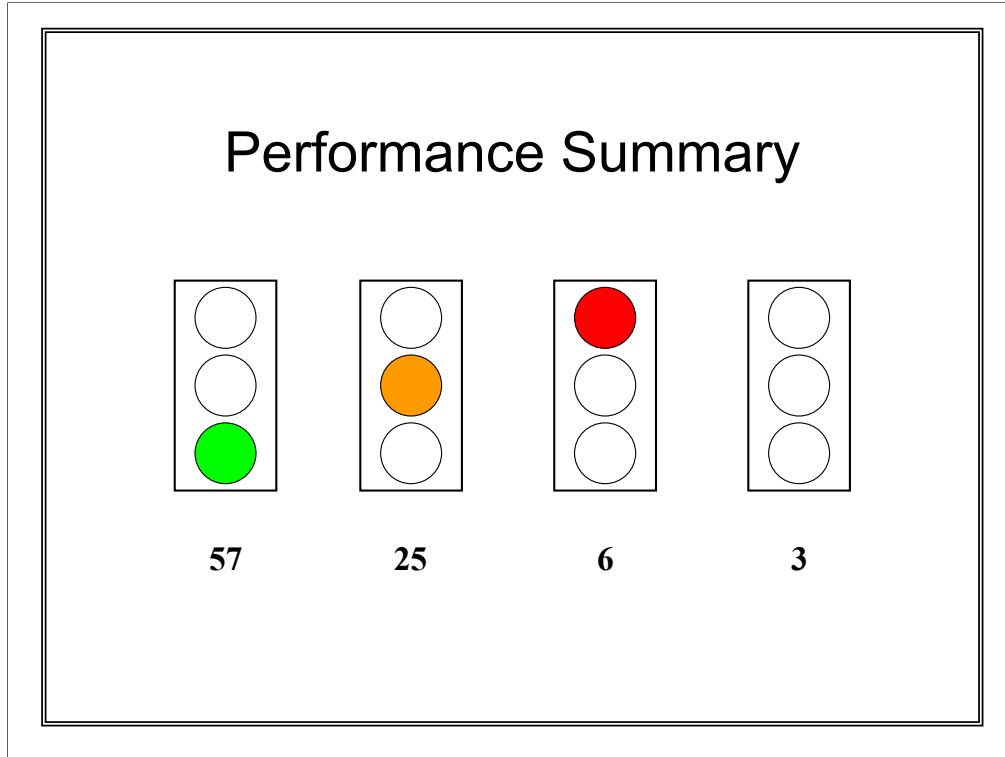


Halton Strategic Partnership Performance Review

2005 – 2006

Halton Strategic Partnership Board





Green Traffic Light

The available information indicates that it is likely or certain that the target is on course to be achieved, or the target has already been achieved.

Amber Traffic Light

The available information indicates that it is unclear whether the target is on course to be achieved e.g. performance over time may be erratic or data has not been available for a sufficient period of time.

Red Traffic Light

The available information indicates that it is unlikely or certain that the target will not be achieved within the appropriate timescale.

No Traffic Light

There is insufficient or no information available to make a decision about which of the three ratings is appropriate.

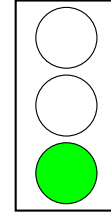
Health SSP



Halton Strategic **PARTNERSHIP**

Study Recommendations

- Health Study Action Plan in place
- Recommendations being implemented through themed groups
- Annual report on progress being prepared



Improvement target:

Agree a formal response to the recommendations of the Halton Health Study and publish that response as three groups of actions (as below) that will link to health outcome targets and which will see results by 2006 and 2010:

- Recommendations that are already the subject of specific plans and actions
- Recommendations that require specific plans and actions to be put in place
- Recommendations that require further development before a formal action

Government floor target:

Not applicable.

Baseline:

No formal response to recommendations agreed.

Target:

Formal response to recommendations agreed and published.

Progress:

Health Study Action Plan in place. Recommendations and actions presented to and approved by Halton Borough Council and Halton Primary Care Trust. Public Health Annual Report published. Specific recommendations are being delivered; Neighbourhood Renewal Fund is being used to accelerate air quality and contaminated land strategies; a health communications strategy is being developed; and specific research projects are being overseen by a nationally recognised programme board

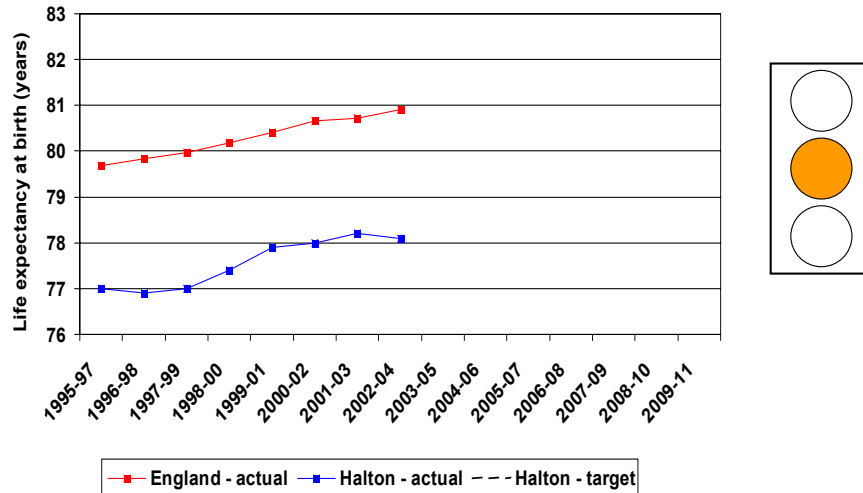
Data source(s):

Health Partnership.

Rating:

Green.

Female Life Expectancy



Improvement target:

Narrow the gap between life expectancy at birth in Halton and the national average by at least 4% by 2006 and by at least 10% by 2010.

Government floor target:

Reduce health inequalities by 10% as measured by infant mortality and **life expectancy** at birth.

Baseline:

Gap of 2.69 years in 1995-97.

Target:

Gap of 2.58 years in 2005-07 and a gap of 2.42 years in 2009-11.

Progress:

Gap of 2.81 years in 2002-04.

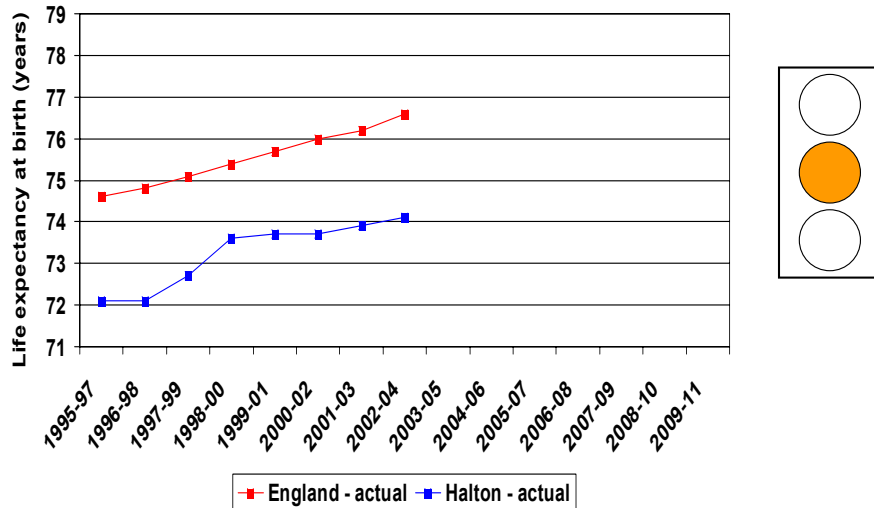
Data source(s):

Department of Health; Halton Primary Care Trust.

Rating:

Amber –Whilst female life expectancy in Halton has increased, the gap with the national average has also increased and now stands at 2.81 years.

Male Life Expectancy



Improvement target:

Narrow the gap between life expectancy at birth in Halton and the national average by at least 4% by 2006 and by at least 10% by 2010.

Government floor target:

Reduce health inequalities by 10% as measured by infant mortality and **life expectancy** at birth.

Baseline:

Gap of 2.5 years in 1995-97.

Target:

Gap of 2.4 years in 2005-07 and a gap of 2.25% in 2009-11.

Progress:

Gap of 2.5 years in 2002-04.

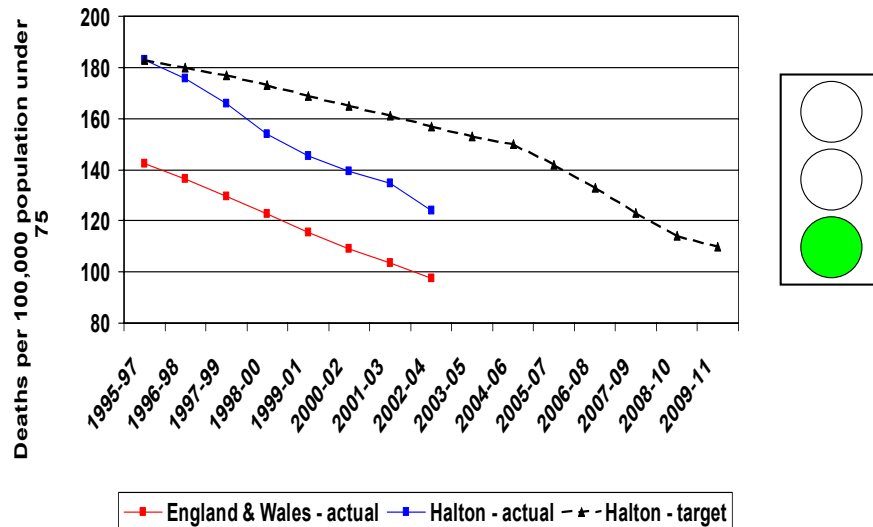
Data source(s):

Department of Health, Halton Primary Care Trust.

Rating:

Amber –Whilst male life expectancy in Halton has increased, the gap with the national average remains the same as 1995 – 1997 i.e. 2.5 years.

CHD, Stroke and Related Diseases



Improvement target:

Reduce the death rate from coronary heart disease (CHD), stroke, and related diseases in people under 75 by 18% by 2006 and by 40% by 2010.

Government floor target:

Substantially reduce mortality rates by 2010:

- **from heart disease and stroke and related diseases by at least 40% in people under 75, with a 40% reduction in the inequalities gap between the fifth of areas with the worst health and deprivation indicators and the population as a whole**

Baseline:

182.2 deaths per 100,000 population under 75 in 1995-97.

Target:

149.98 deaths per 100,000 population under 75 in 2005-07; 109.32 deaths per 100,000 population under 75 in 2009-11.

Progress:

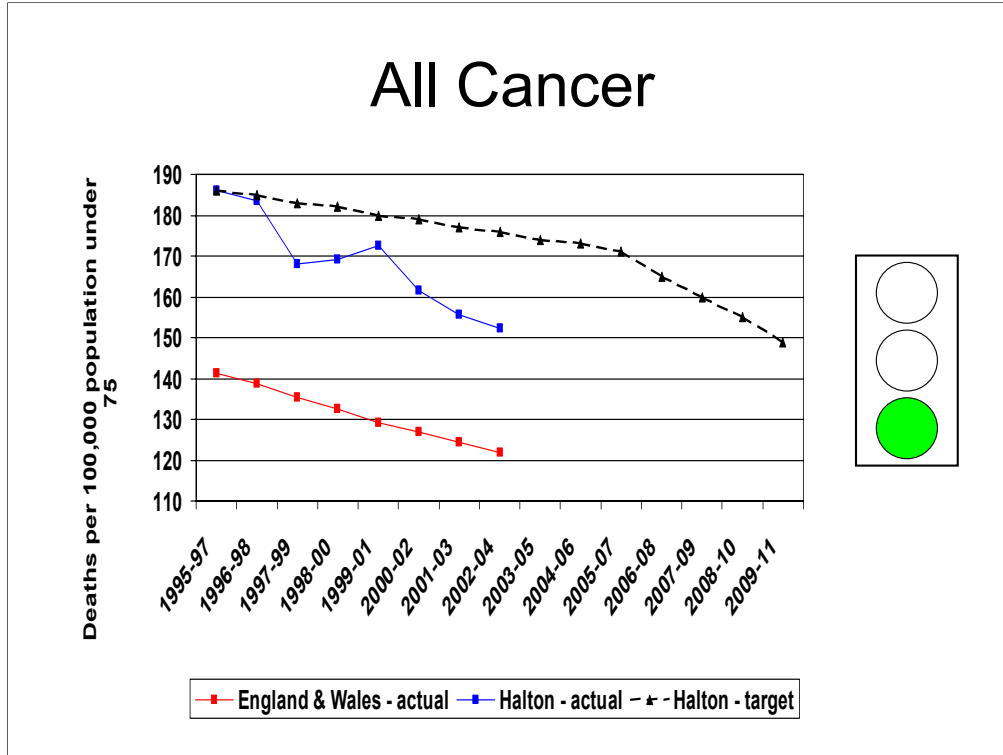
124 deaths per 100,000 population under 75 in 2002-04.

Data source(s):

Halton Primary Care Trust.

Rating:

Green – the fall in deaths has been significantly greater than the national fall and is on course to meet the reduction and gap-narrowing targets.



Improvement target:

Reduce the death rate from cancer in people under 75 by at least 8% by 2006 and at least 20% by 2010.

Government floor target:

Substantially reduce mortality rates by 2010:

- **from cancer by at least 20% in people under 75, with a reduction in the inequalities gap of at least 6% between the fifth of areas with the worst health and deprivation indicators and the population as a whole.**

Baseline:

186.0 deaths per 100,000 population under 75 in 1995-97.

Target:

146.6 deaths per 100,000 population under 75 in 2005-07; 137.6 deaths per 100,000 population under 75 in 2009-11.

Progress:

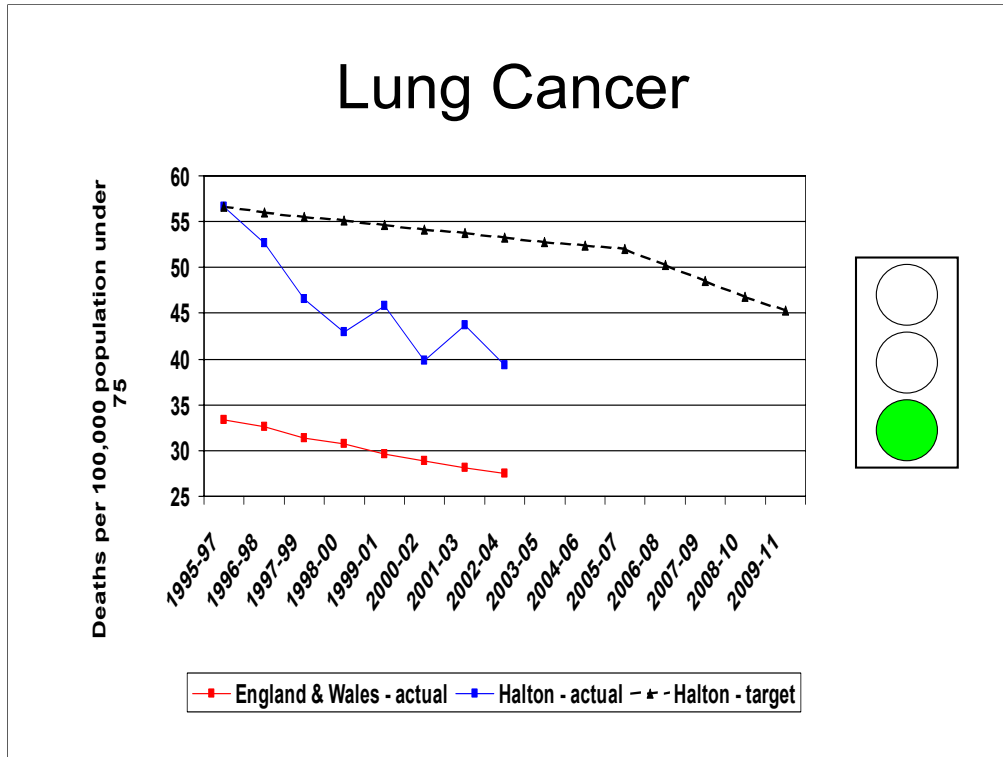
153.4 deaths per 100,000 population under 75 in 2002-04.

Data source(s):

Department of Health; Halton Borough Council; Halton Primary Care Trust.

Rating:

Green – the fall in deaths is on course to meet the reduction and gap-narrowing targets.



Improvement target:

Reduce the years of life lost from lung cancer by at least 8% by 2006 and at least 20% by 2010.

Government floor target:

Substantially reduce mortality rates by 2010:

- **from cancer by at least 20% in people under 75, with a reduction in the inequalities gap of at least 6% between the fifth of areas with the worst health and deprivation indicators and the population as a whole.**

Baseline:

56.5 deaths per 100,000 population under 75 in 1995-97.

Target:

51.98 deaths per 100,000 population under 75 in 2005-07; 45.2 deaths per 100,000 population under 75 in 2009-11.

Progress:

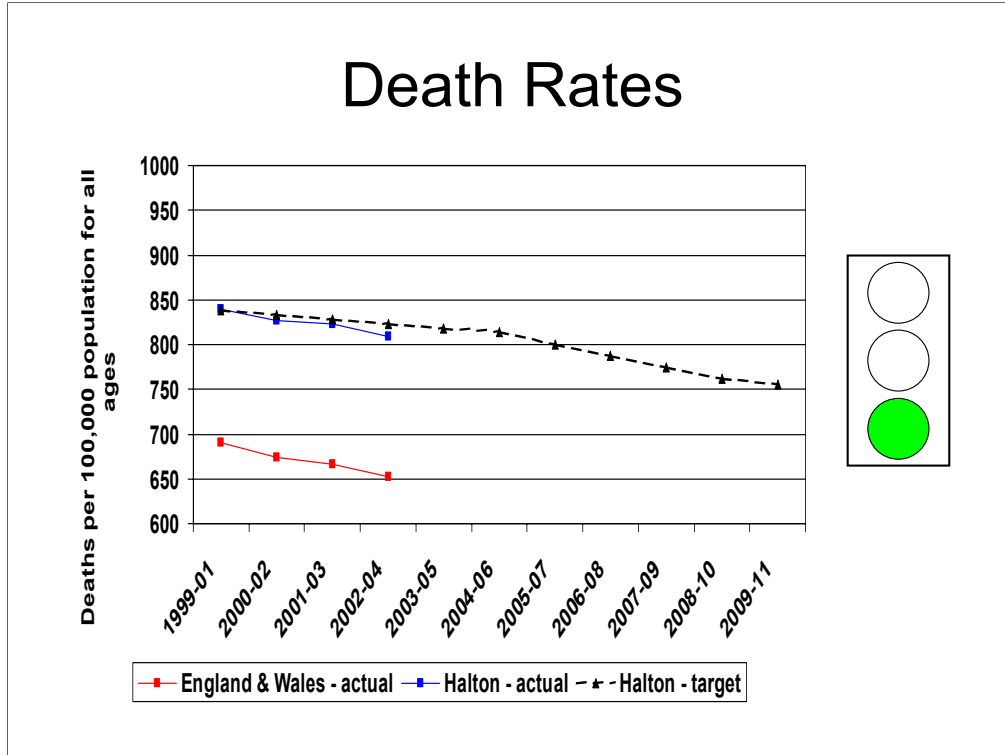
39.32 deaths per 100,000 population under 75 in 2002-04.

Data source(s):

Department of Health; Halton Borough Council; Halton Primary Care Trust.

Rating:

Green – the fall in deaths has been significantly greater than the national fall and is on course to meet the reduction and gap-narrowing targets.



Improvement target:

Reduce the overall death rates in Halton by 3% by 2005 and by 10% by 2010.

Government floor target:

Not applicable.

Baseline:

839.0 deaths per 100,000 population for all ages in 1999-01.

Target:

814.32 deaths per 100,000 population for all ages in 2004-06; 754.5 deaths per 100,000 population for all ages in 2009-11.

Progress:

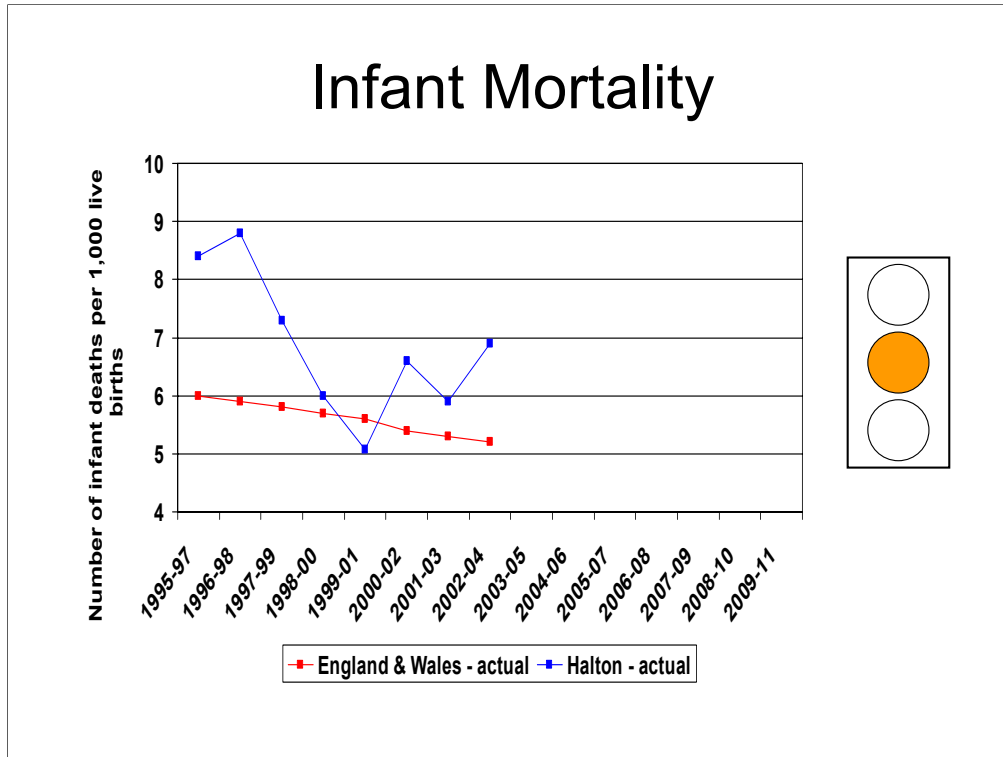
809.4 deaths per 100,000 population for all ages in 2002-04.

Data source(s):

Halton Primary Care Trust.

Rating:

Green – this is the third successive year on year decrease and the fall in deaths since the baseline is on track to meet the 2009-11 target



Improvement target:

Not applicable.

Government floor target:

Reduce health inequalities by 10% as measured by **infant mortality** and life expectancy at birth.

Baseline:

Gap of 2.40 deaths per 1,000 live births in 1995-97.

Target:

Gap of 2.16 deaths per 1,000 live births in 2009-11.

Progress:

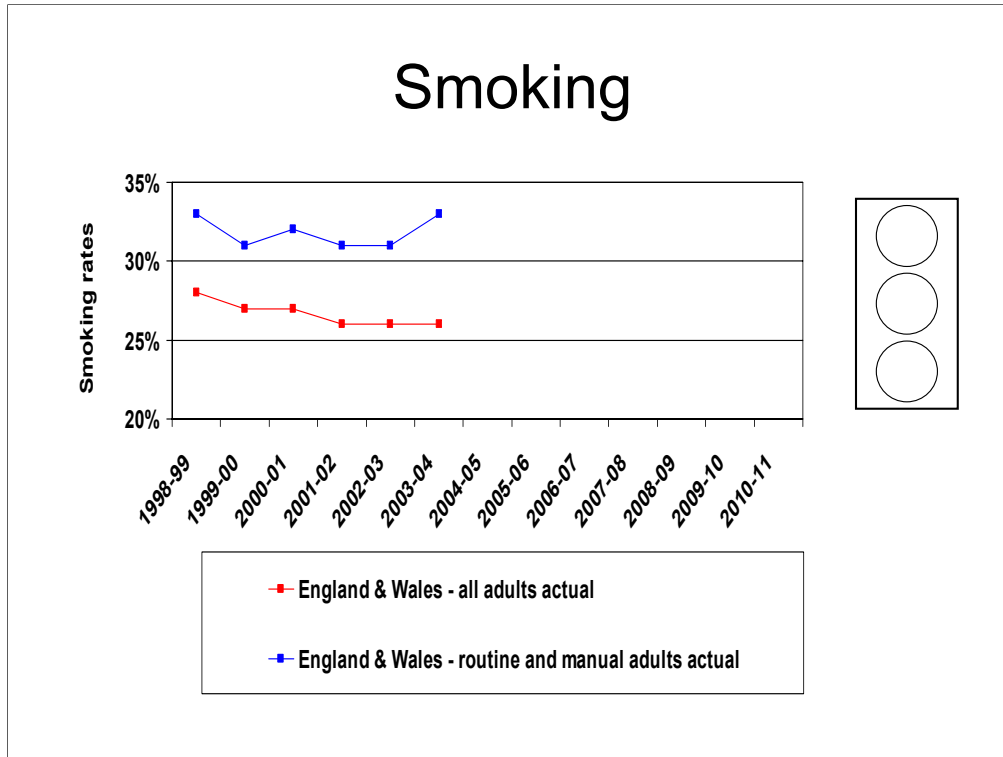
Gap of 1.70 deaths per 1,000 live births in 2002-04.

Data source(s):

Halton Primary Care Trust.

Rating:

Amber – the figures are very volatile for Halton as there are so few infant deaths each year. The trend since 1995-97 has been positive but the figures for 2003-04 showed an increase of 1 rise while nationally the rate continued to fall.



Improvement target:

Not applicable.

Government floor target:

Tackling the underlying determinants of ill health and health inequalities by:

- **reducing adult smoking rates to 21% or less by 2010, with a reduction in prevalence among routine and manual groups to 26% or less**

Baseline:

None available.

Target:

None available.

Progress:

None available – there is no suitable measure to use as a proxy indicator at local authority level for this target.

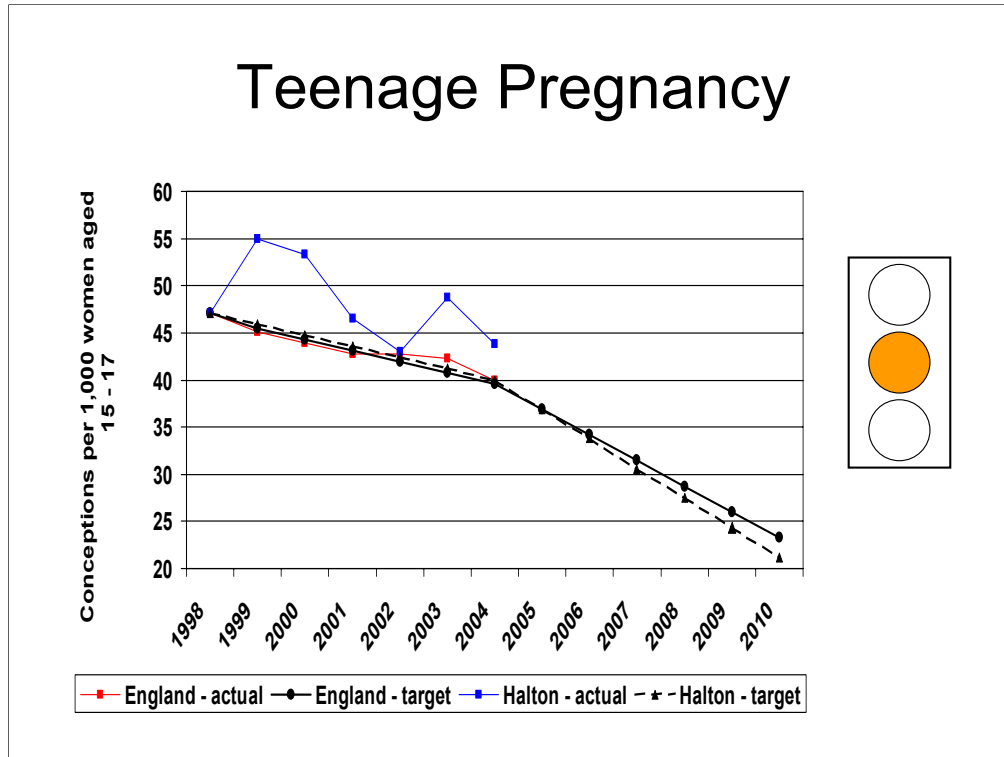
Data source(s):

Office of National Statistics.

Rating:

No rating –The Government has yet to suggest what local information could be used to measure this.

Teenage Pregnancy



Improvement target:

Reduce the conception rate amongst women aged 15 – 17 by at least 15% by 2004 and by 55% 2010 (base 1998), and in Halton wards with the highest under 18 conception rates nationally, to reduce rates by 16% by 2004 and 60% by 2010.

Government floor target:

Tackling the underlying determinants of ill health and health inequalities by:

- **reducing the under-18 conception rate by 50% by 2010 as part of a broader strategy to improve sexual health.**

Baseline:

47.1 conceptions per 1,000 women aged 15 – 17 in 1998.

Target:

40.0 conceptions per 1,000 women aged 15 – 17 in 2004; 21.2 conceptions per 1,000 women aged 15 – 17 in 2010.

Progress:

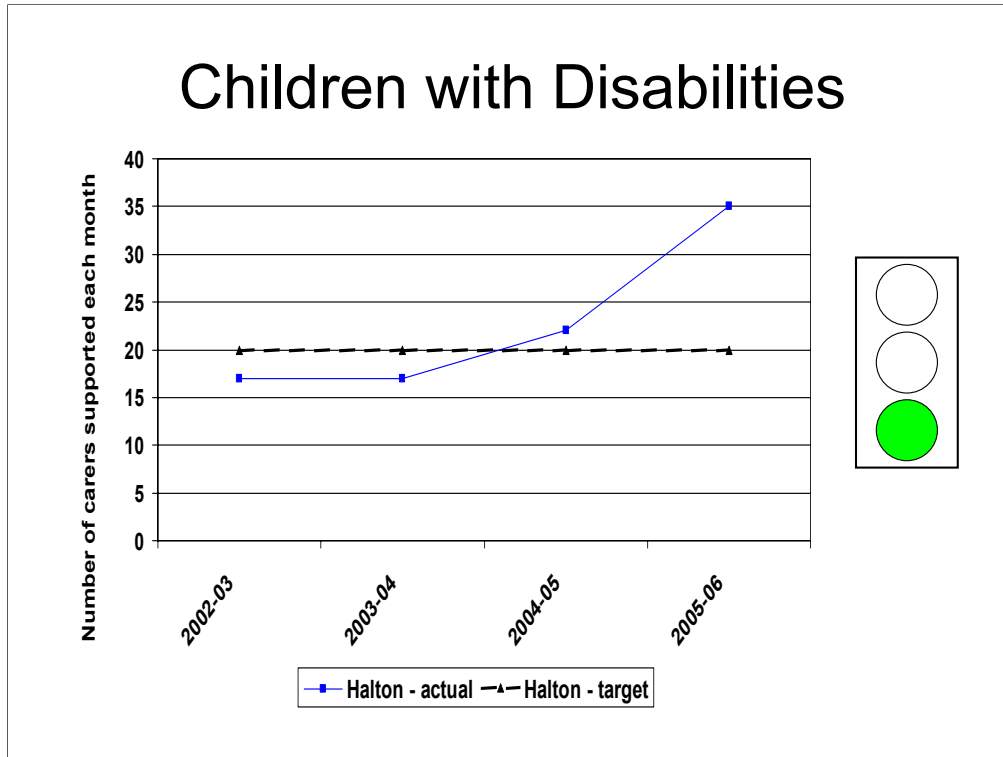
43.8 conceptions per 1,000 women aged 15 – 17 in 2004.

Data source(s):

Department of Health; Halton Primary Care Trust.

Rating:

Amber – Although there is a decrease on the previous year the numbers in question are small. The three year average will provide more useful information.



Improvement target:

Provide children with disabilities (aged 0 – 18) who are normally resident in Halton, and known to Social Services, with increased choice and access to a range of short breaks whilst providing help to carers of children with disabilities and terminally ill children.

Government floor target:

Not applicable.

Baseline:

Not applicable.

Target:

20 carers supported each month in 2005-06.

Progress:

35 carers supported each month in 2005-06 (figures up to February 06).

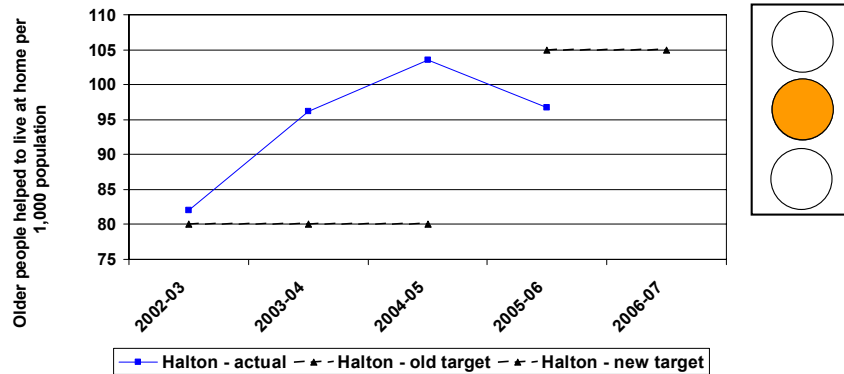
Data source(s):

Halton Borough Council.

Rating:

Green – There has been a 35% increase on the previous year and the number is above target.

Older People



Improvement target:

Provide high quality pre-admission and rehabilitation care to older people to help them live as independently as possible:

A: Older people helped to live at home per 1,000 population aged 65 or over

Government floor target:

Not applicable.

Baseline:

Not applicable.

Target:

(Revised 2005) 105 older people helped to live at home per 1,000 population aged 65 or over in 2005-06.

Progress:

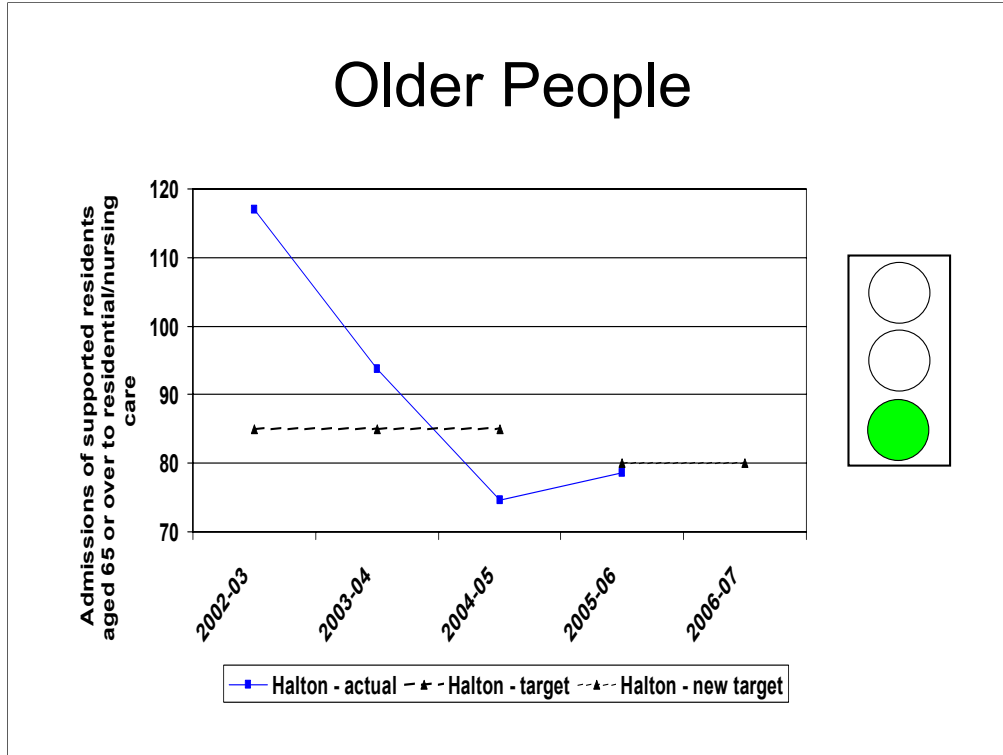
96.76 older people helped to live at home per 1,000 population aged 65 or over in 2005-06 (figures up to February 06).

Data source(s):

Halton Borough Council.

Rating:

Amber – Halton exceeded its original target of 80. However in 2005 a new target of 105 was introduced. Only one year of data is available which is lower than the target. There has been an 18% increase since 2002 - 2003



Improvement target:

Provide high quality pre-admission and rehabilitation care to older people to help them live as independently as possible:

B: Admissions of supported residents aged 65 or over to residential/nursing care

Government floor target:

Not applicable.

Baseline:

Not applicable.

Target:

80 admissions of supported residents aged 65 or over to residential/ nursing care in 2005-06.

Progress:

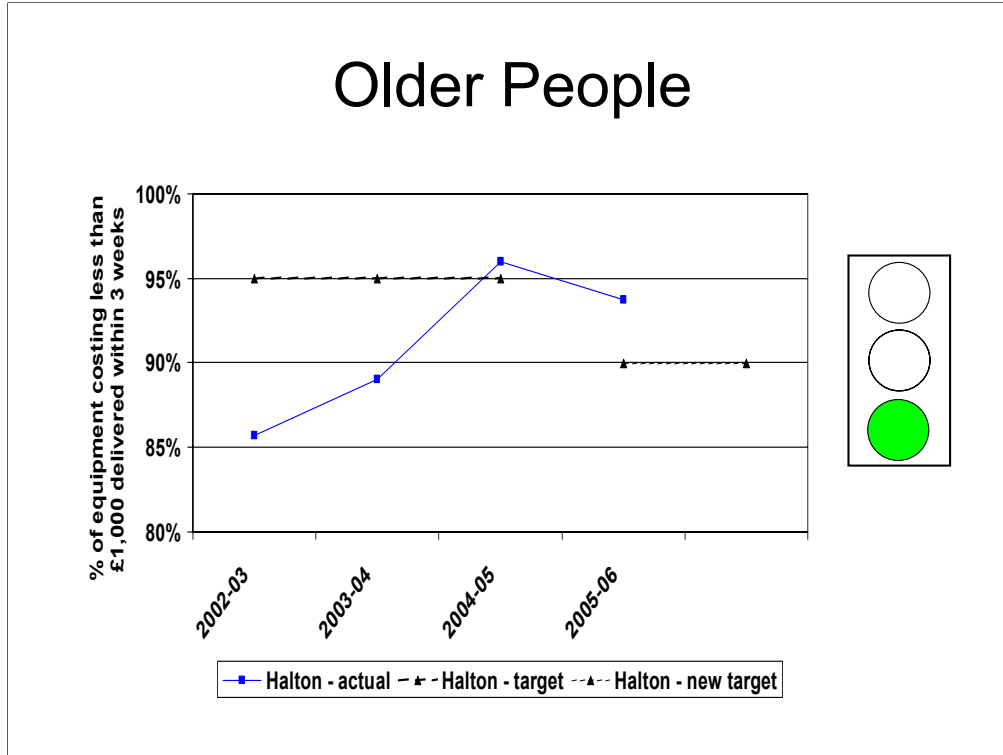
78.56 admissions of supported residents aged 65 or over to residential/ nursing care in 2005-06 (figures up to February 2005).

Data source(s):

Halton Borough Council.

Rating:

Green – Although there has been a 5.5% increase on the previous year, the number is still on target. There has been a 32% decrease since 2002.



Improvement target:

Provide high quality pre-admission and rehabilitation care to older people to help them live as independently as possible:

C: Percentage of items of equipment and adaptations costing less than £1,000 delivered within 3 weeks

Government floor target:

Not applicable.

Baseline:

Not applicable.

Target:

(Revised 2005) 90% of items of equipment and adaptations costing less than £1,000 delivered within 3 weeks in 2005-06.

Progress:

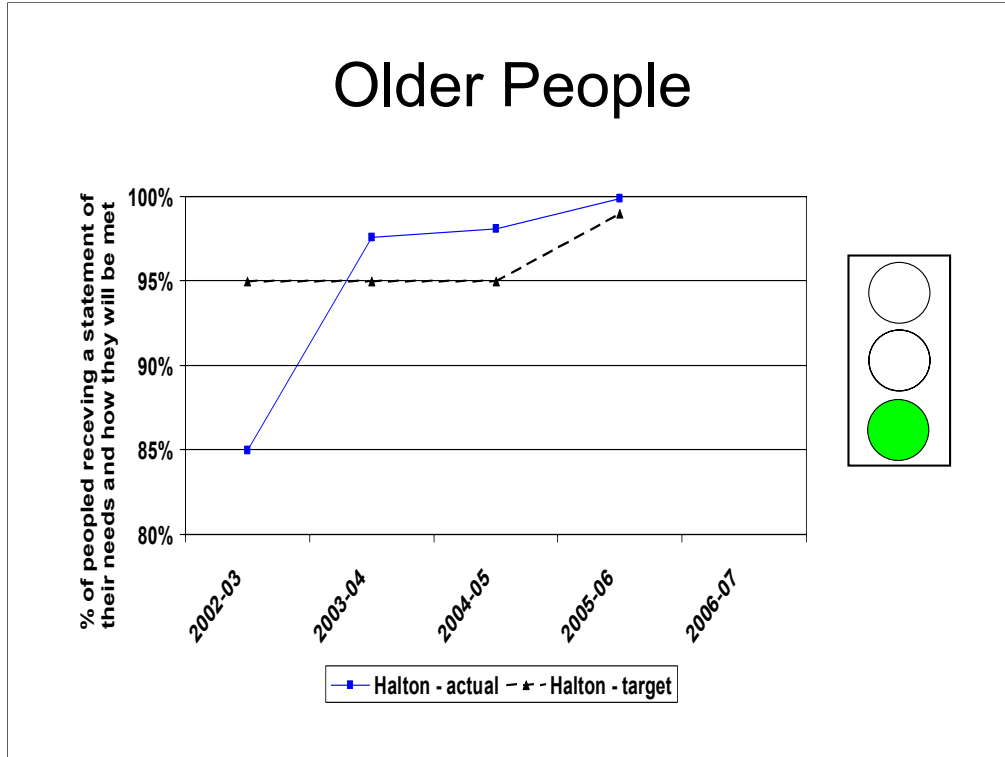
93.71% of items of equipment and adaptations costing less than £1,000 delivered within 3 weeks in 2005-06 (figures up to February 2006).

Data source(s):

Halton Borough Council.

Rating:

Green – there has been a 2.4% decrease in the number since the previous year. This is due to the data now having to include minor adaptations. The figure is still 3.7% above target.



Improvement target:

Provide high quality pre-admission and rehabilitation care to older people to help them live as independently as possible:

D: Percentage of people receiving a statement of their needs and how they will be met

Government floor target:

Not applicable.

Baseline:

Not applicable.

Target:

99% of people receiving a statement of their needs and how they will be met in 2005-06.

Progress:

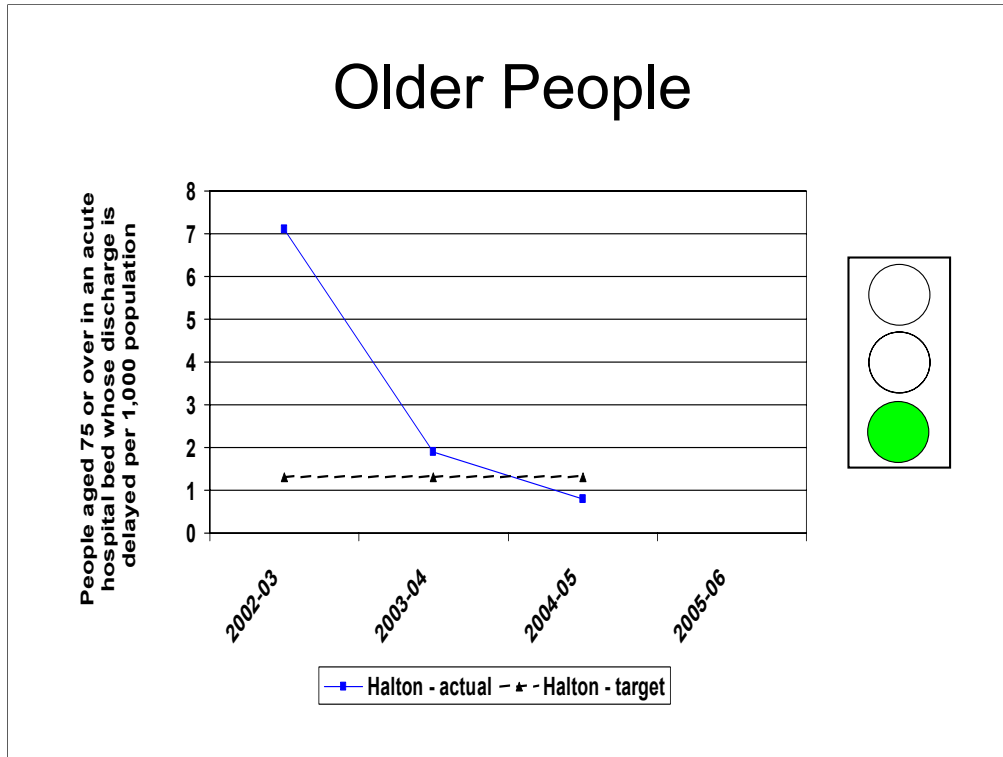
99.87% of people receiving a statement of their needs and how they will be met in 2005-06 (figures up to February 2006).

Data source(s):

Halton Borough Council.

Rating:

Green – 1.8% increase on the previous year and the number is above target.



Improvement target:

Provide high quality pre-admission and rehabilitation care to older people to help them live as independently as possible:

E: Number of people aged 75 or over in an acute hospital bed whose discharge is delayed per 1,000 population

Government floor target:

Not applicable.

Baseline:

Not applicable.

Target:

1.3 people aged 75 or over in an acute hospital bed whose discharge is delayed per 1,000 population in 2004-05.

Progress:

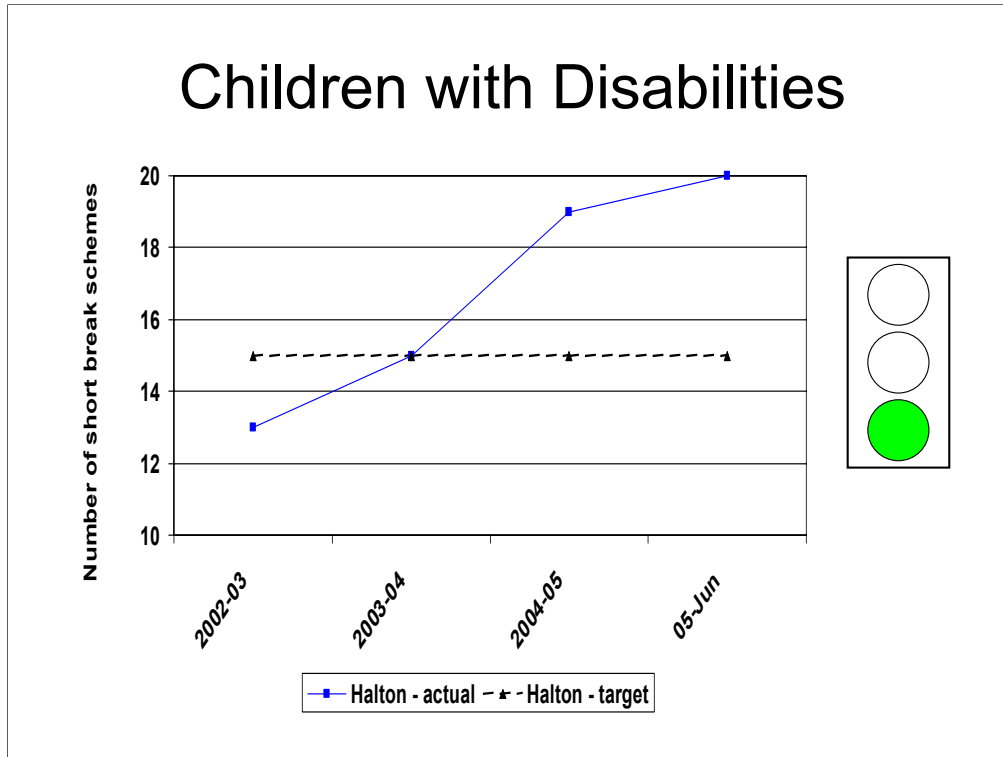
0.8 people aged 75 or over in an acute hospital bed whose discharge is delayed per 1,000 population in 2004-05 (figures up to December 2004).

Data source(s):

Halton Borough Council.

Rating:

Green – Target achieved. This target ceased to be a Halton LPSA target at end of 04 - 05 period and is no longer monitored.



Improvement target:

Provide children with disabilities (aged 0 – 18) who are normally resident in Halton, and known to Social Services, with increased choice and access to a range of short breaks whilst providing help to carers of children with disabilities and terminally ill children.

Government floor target:

Not applicable.

Baseline:

Not applicable.

Target:

15 short break schemes in 2005-06.

Progress:

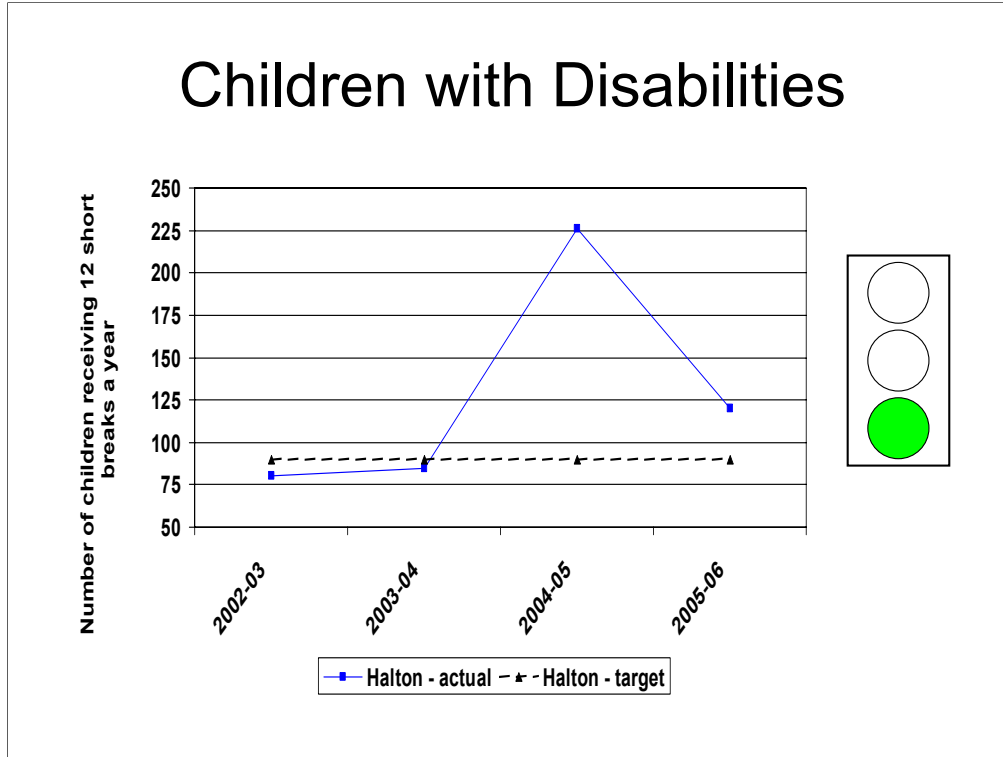
20 short break schemes in 2005-06 (figures up to February 2006).

Data source(s):

Halton Borough Council.

Rating:

Green – 5.2% increase on the previous year and the number is above target.



Improvement target:

Provide children with disabilities (aged 0 – 18) who are normally resident in Halton, and known to Social Services, with increased choice and access to a range of short breaks whilst providing help to carers of children with disabilities and terminally ill children.

Government floor target:

Not applicable.

Baseline:

Not applicable.

Target:

90 children receiving 12 short breaks a year in 2005-06.

Progress:

120 children receiving 12 short breaks a year in 2005-06 (figures up to February 2006).

Data source(s):

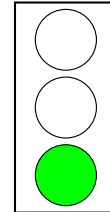
Halton Borough Council.

Rating:

Green – There has been a 47% reduction in the number on the previous year, but this is due to a 165% increase in the previous year. The number is still above target.

Children with Disabilities

- Survey carried out in 2004/05 to measure achievement
- Survey responses showed 80% satisfaction with services



Improvement target:

Provide children with disabilities (aged 0 – 18) who are normally resident in Halton, and known to Social Services, with increased choice and access to a range of short breaks whilst providing help to carers of children with disabilities and terminally ill children.

Government floor target:

Not applicable.

Baseline:

Not applicable.

Target:

75% satisfaction rate in 2005.

Progress:

80% satisfaction rate in 2005.

Data source(s):

Halton Borough Council.

Rating:

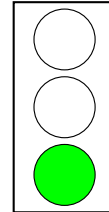
Green - No new data yet available for 2005 - 2006.

Urban Renewal SSP



Castlefields

- Several projects underway, including:
 - new youth activity park
 - cycleway construction
 - demolition of deck access flats



Improvement target:

Delivery of the Castlefields Regeneration Masterplan, following consultation, in 2003 – 2007.

Government floor target:

Not applicable.

Baseline:

No delivery of Masterplan.

Target:

Delivery of Masterplan.

Progress:

Commenced the delivery of the Masterplan, including:

- acquisition and removal of shopping centre – project group established
- new youth activity park – old Norton Priory School site now under development
- busway shared use – work in progress
- new road – complete
- Castlefields and Norton Priory action area – supplementary planning document adopted in April 2005
- private sector home loan scheme launched
- demolition of deck access blocks at Roland Walk and Princes Close
 - new housing being built

Data source(s):

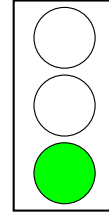
Halton Borough Council.

Rating:

Green – plans on target to be delivered.

Runcorn Town Park

- Draft of the masterplan and delivery strategy achieved March 2005
- Detailed topographical survey of the northern section of the park (north of the busway) completed



Improvement target:

Develop proposals for revamping Runcorn Town Park into a modern Country Park for Halton.

Government floor target:

Not applicable.

Baseline:

No proposals for Runcorn Town Park.

Target:

Proposals for Runcorn Town Park developed.

Progress:

Draft of the masterplan and delivery strategy produced. Detailed topographical survey of the northern section of the park (north of the busway) completed.

Data source(s):

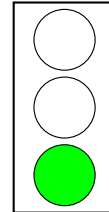
Halton Borough Council.

Rating:

Green – plans on target to be delivered.

Widnes Waterfront EDZ

- Masterplan approved April 2003
- Extensive marketing underway
- Site investigations underway
- Planning applications being prepared and approved



Improvement target:

The Widnes Waterfront Economic Development Zone Masterplan will be completed in the autumn of 2003, leading to a commencement on site in 2004, and be completed in 2008, potentially creating 2,700 new jobs.

Government floor target:

Not applicable.

Baseline:

No Masterplan; no start on site; no completion; and no jobs created.

Target:

Masterplan complete in autumn 2003; commencement on site in 2004; reclamation of 44 hectares of derelict land by 2008; 2,700 new jobs created by 2008.

Progress:

Masterplan approved in April 2003; site investigations completed on sites A, B, B1,D, F, G H, and I; phase 1 landscape due for completed May 2005 and phase 2 in hand; marketing of Widnes Waterfront – signage, website, leaflets, press, video; marketing of Halton Borough Council owned sites; full planning approval for Widnes Regeneration plans, development of site I for industrial units; planning approval for part of new boulevard; ongoing discussions with landowners/developers; utility audit complete; regular Steering Group meetings; consultation on draft Statutory Planning Document.

Data source(s):

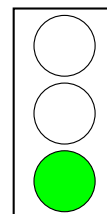
Halton Borough Council.

Rating:

Green – plans on target to be delivered.

Waterfront Regeneration

- Redevelopment of Westlink site at Weston Point Docks planned
- Residential development planned for Old Quay site in Runcorn



Improvement target:

Commence the physical development and regeneration of the borough's waterfront by 2006.

Government floor target:

Not applicable.

Baseline:

No physical development and regeneration of the waterfront.

Target:

Commence the physical development and regeneration of the waterfront by 2006.

Progress:

Ongoing development discussions, including planning permission approval, will result in the redevelopment of the Westlink site at Weston Point Docks, and residential development of The Old Quay site in Runcorn, to be completed during 2006-07..

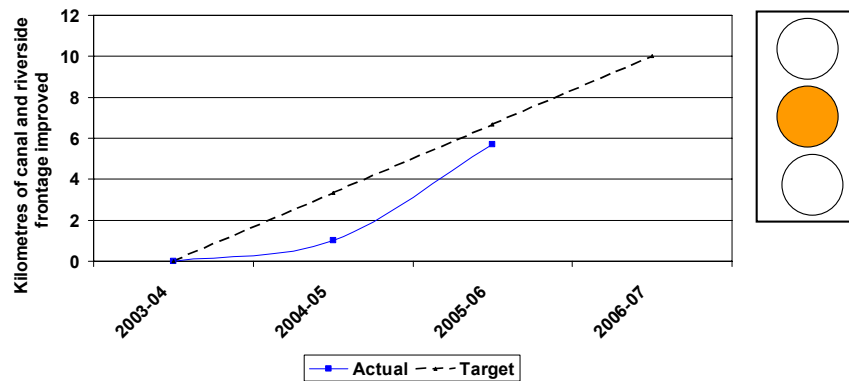
Data source(s):

Halton Borough Council.

Rating:

Green – plans on target to be delivered.

Canal/River Development



Improvement target:

A Waterside Strategy will be produced in 2004. This will detail proposals for improvements to the River Mersey frontage, St Helens Canal, and the Bridgewater Canal. In total, it is estimated that 10 kilometres of canal and riverside frontage will be improved by 2006-07.

Government floor target:

Not applicable.

Baseline:

No planned improvements.

Target:

10 kilometres of canal and riverside frontage improved by 2006-07.

Progress:

Waterside Development Strategy for Halton endorsed by Halton Borough Council in September 2004; Action Plan launched March 2005 – this will lead to the development of approx. 40 projects (out of a total of 120 identified). Widnes Warth riverside conservation/nature project is in development; 2.5km EDZ canalside pathway & cycleway improvements completed; 1km completed at Wigg Island; 2.2km Bridgewater Way completed, with further 5km in 06-07, together with Old Quay development in Runcorn and bid for Sankey Canal (Living Landmarks) is currently in for submission.

Data source(s):

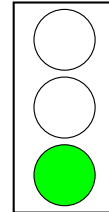
Halton Borough Council.

Rating:

Amber – the strategy has been in place for just over one year and developments progressing, some having been completed.

New Mersey Crossing

- Marketing and high level lobbying locally, regionally and nationally
- Support from major local companies and agencies.
- Government now approved the Mersey Gateway Scheme for entry into the programme of major schemes



Improvement target:

Secure the necessary planning or Parliamentary approvals by 2006 to allow the New Mersey Crossing project to proceed.

Government floor target:

Not applicable.

Baseline:

No planning or Parliamentary approvals in place.

Target:

Secure planning or Parliamentary approvals by 2006.

Progress:

Marketing and high level lobbying locally, regionally and nationally, with support from major local companies and agencies.

Data source(s):

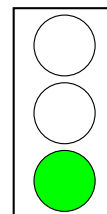
Halton Borough Council.

Rating:

Green – all planned action has taken place.

Town Centres

- JJB and Asda developments completed in 2004
- Simms Cross developments will be completed in 2006
- Kwik Save, Market Hall, and The Brindley opened



Improvement target:

Revitalise the three town centres, including (a) completion of development in north Widnes town centre and at Simms Cross, (b) new retail development in Runcorn town centre, providing 20,000 square metres of commercial and new retail floorspace by 2006, and (c) possible further improvements to Halton Lea, with a view to maintaining viable town centres.

Government floor target:

Not applicable.

Baseline:

No work on developments.

Target:

Completion of developments.

Progress:

JJB Sports complex and Asda superstore in Widnes town centre opened in 2004; Simms Cross retail and office development completed in 2005.

New Kwiksave store opened in Runcorn in 2004; new Market Hall in Runcorn completed and fitted out; Brindley Arts Centre opened in 2004, together with subsequent landscaping; these projects alone have delivered almost 150,000 square metres of combined commercial and retail space. Further large development projects in hand at Widnes, Runcorn and Halton Lea.

Data source(s):

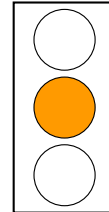
Halton Borough Council.

Rating:

Green – plans on target to be delivered.

Town Centre Footfall

- Equipment now installed
- Data collection is currently in Yr. 1, to establish baseline
- Anecdotal evidence of improvement reported to Halton Borough Council



Improvement target:

Increase the footfall through the town centres year on year.

Government floor target:

Not applicable.

Baseline:

Not yet established.

Target:

Increase the footfall through the town centres year on year.

Progress:

Footfall counter installed. Positive impact of regeneration schemes on footfall has recently been highlighted from anecdotal evidence in a Scrutiny Topic report on town centre improvements to Halton Borough Council's Urban Renewal Policy and Performance Board.

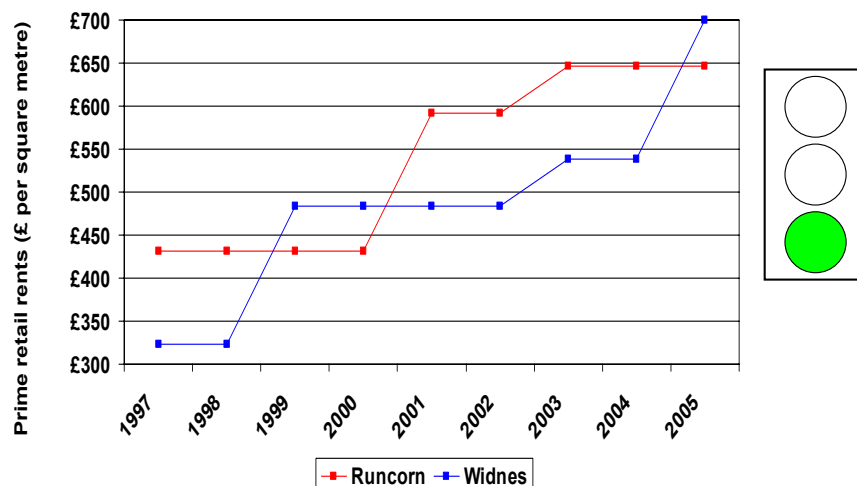
Data source(s):

Halton Borough Council.

Rating:

Amber – Anecdotal evidence reports increase, but no data is yet available.

Town Centres – Rents



Improvement target:

To improve the vitality and viability of the town centres as measured by:

- average town centre rents

Government floor target:

Not applicable.

Baseline:

No survey data available.

Target:

Increase average town centre rents.

Progress:

Survey data shows a steady increase in prime retail rents over the last seven years (and as compared to other towns in the vicinity) from £431 to £646 per square metre in Runcorn (currently in a 'static' trend situation) and £323 to £700 per square metre in Widnes (currently in an upward trend situation). Widnes has been placed fourth amongst the top ten performing centres in the region over the last 10 years with a 66% growth in prime retail rent.

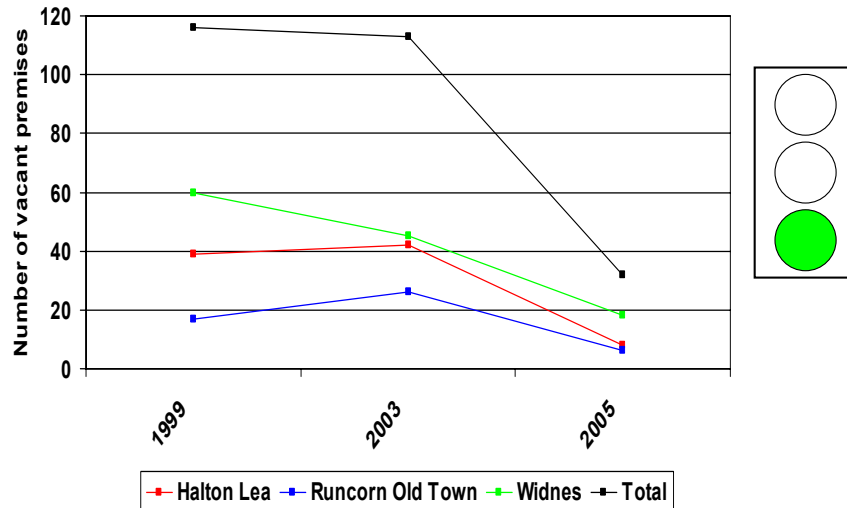
Data source(s):

Halton Borough Council.

Rating:

Green – rental values for Widnes continue to increase; Runcorn has currently steadied off.

Town Centres – Vacancies



Improvement target:

To improve the vitality and viability of the town centres as measured by:

•vacancy rates

Government floor target:

Not applicable.

Baseline:

Halton Lea – 39 premises vacant in 1999; Runcorn – 17 premises vacant in 1999; Widnes – 60 premises vacant in 1999.

Target:

Decrease town centre vacancy rates. Achieved.

Progress:

Vacancy measurement is difficult to compare with previous years, as large developments progressed since baseline measurement have impacted on availability, i.e., No. of units has increased, skewing like for like measurement. However, vacancies have significantly decreased: Halton Lea - 8 premises vacant in 2005; Runcorn – 6 vacancies in 2005; Widnes – 18 vacancies in 2005. This compares with: Halton Lea – 42 premises vacant in 2003; Runcorn – 26 premises vacant in 2003; Widnes – 45 premises vacant in 2003 (the majority of these vacancies occur in either secondary or fringe areas of the town, and so do not impinge heavily on the shopping centre – Widnes Road had most vacancies).

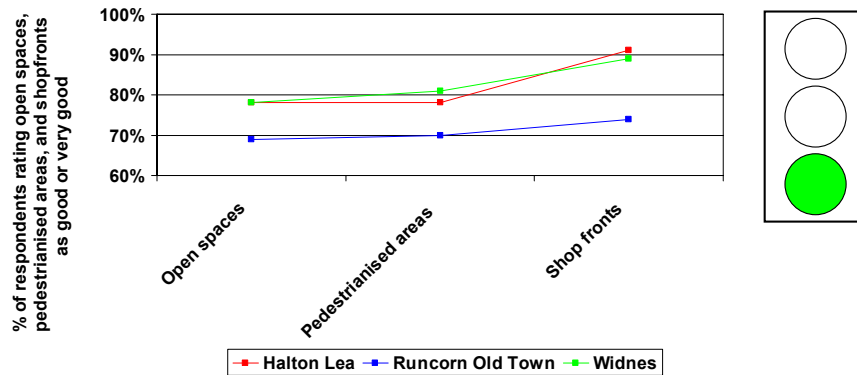
Data source(s):

Halton Borough Council.

Rating:

Green

Town Centres – Survey



Improvement target:

To improve the vitality and viability of the town centres as measured by:

•survey of residents

Government floor target:

Not applicable.

Baseline:

Survey conducted in town centres in 2004.

Halton Lea – 78% satisfied with open spaces; 78% satisfied with pedestrian areas; 91% satisfied with shop fronts.

Runcorn Old Town – 69% satisfied with open spaces; 70% satisfied with pedestrian areas; 74% satisfied with shop fronts.

Widnes – 78% satisfied with open spaces; 81% satisfied with pedestrian areas; 89% satisfied with shop fronts.

Target:

Increase residents' satisfaction with the town centres.

Progress:

Not applicable. Survey results will be used during the development of the new town centre strategies.

Data source(s):

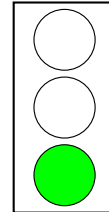
Halton Borough Council.

Rating:

Green

Perception of the Area

- Issues of concern to businesses, identified in baseline survey, are in hand
- Green Business Parks and Strategic Routeways projects improving appearance of the area



Improvement target:

Improve the appearance and perception of the area by 10% (measured through a survey of businesses carried out every three years).

Government floor target:

Not applicable.

Baseline:

No survey in line with improvement target carried out. Baseline survey of main central industrial areas highlighted issues of concern to businesses.

Target:

Improve the appearance and perception of the area by 10%.

Progress:

Project manager appointed to rectify areas needing improvement. Customer satisfaction survey carried out amongst industrial businesses and positive measured results identified. Green Business Parks and Strategic Routeways projects improving the appearance of the area, for example:

- grants have been offered to businesses to make environmental improvements
- Business Parks officer has been appointed
- working groups for the industrial areas of Astmoor, Halebank, and Tanhouse have been set up

Other anecdotal evidence suggests progress is being made, for example:

- enquiries for retail space in the town centres are on the increase
- agents and developers are talking more confidently about the area

Data source(s):

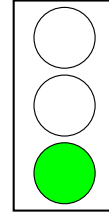
Halton Borough Council.

Rating:

Green – survey in line with improvement target carried out.

Biodiversity Action Plan

- Progress on habitat and species work
- Funding secured to take projects forward



Improvement target:

Delivery of the Halton Biodiversity Action Plan in 2003 – 2010.

Government floor target:

Not applicable.

Baseline:

Research in progress, but no physical intervention.

Target:

To increase the biodiversity of Halton.

Progress:

There has been steady progress on one of the two selected reedbed habitats and four of seven chosen species – Bluebell, Purple Hairstreak, Great Crested Newt and Reed Bunting. Funding has been secured from Heritage Lottery to achieve some of the longer term targets over the period 2005 – 2009 to address the saltmarsh, Redshank and Skylark, amongst others, on the Mersey Gateway.

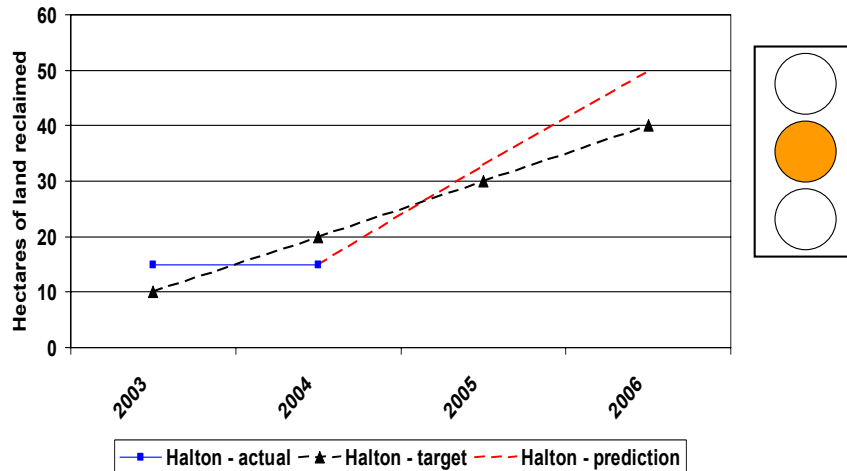
Data source(s):

Halton Borough Council.

Rating:

Green – plans on target to be delivered.

Land Reclamation



Improvement target:

Reclaim 40 hectares of derelict or contaminated land by 2006 for soft and/or hard end uses.

Government floor target:

Not applicable.

Baseline:

0 hectares reclaimed.

Target:

40 hectares reclaimed by 2006.

Progress:

Rate of land reclaimed has slowed down, due to delays caused by non-performance of Environment Agency. St. Michael’s Golf Course project is halted, awaiting approval from the Environment Agency. Once this is in place and funding from the Department for Environment, Farming, and Rural Affairs is acquired, some 35 hectares of golf course will be reclaimed during 2005-06.

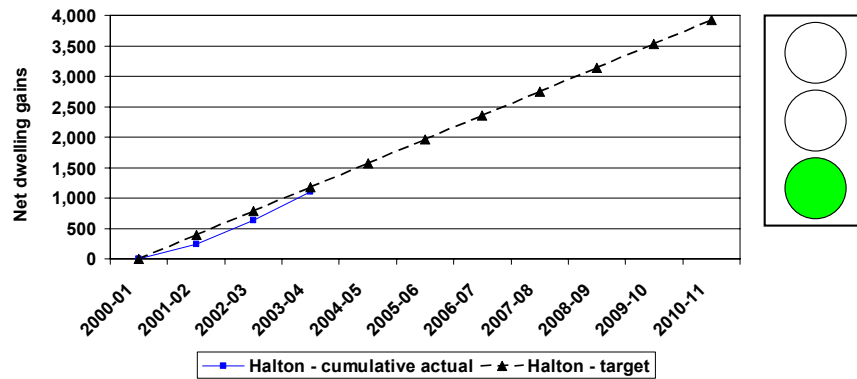
Data source(s):

Halton Borough Council.

Rating:

Amber – although reclamation works continue in the borough, the main element of this target, i.e., the Golf Course, will be held up until funding is acquired for work to progress.

House Building



Improvement target:

Ensure sufficient housing is built per annum to meet the UDP housing figures and in conformity with Regional Planning Guidance.

Government floor target:

Not applicable.

Baseline:

Not applicable.

Target:

393 net dwelling gains per year from 2001 to 2011 (phase 1 of the UDP).

Progress:

On target.

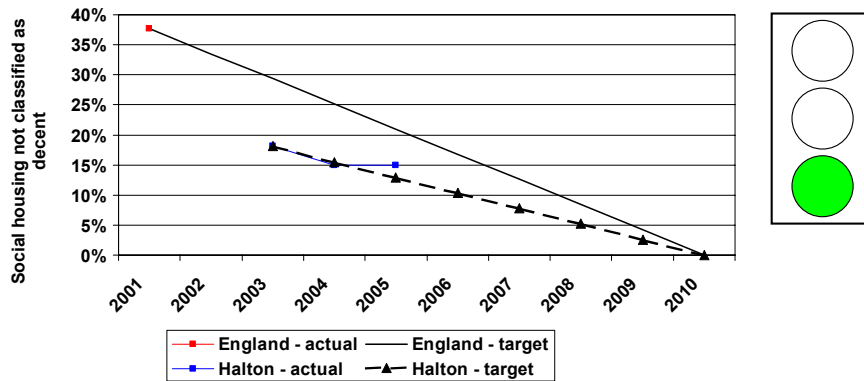
Data source(s):

Halton Borough Council.

Rating:

Green – There has been a massive catch-up situation over the last 12 months through developments at Sandymoor, Upton Rocks and Castlefields, with additional new-builds still due to come onstream.

Housing Decency



Improvement target:

Ensure that all social housing conforms to the Government's 'decency standard' by 2010.

Government floor target:

By 2010, bring all **social housing** into a decent condition, with most of this improvement taking place in deprived areas, and, for vulnerable households in the private sector, including families with children, increase the proportion who live in homes that are in a decent condition.

Baseline:

18.1% of social housing in Halton not decent in 2003.

Target:

0% of social housing in Halton not decent in 2010.

Progress:

15% of social housing reported as not decent in 2005.

Halton Borough Council tenants voted in favour of a stock transfer to the newly created, independent Halton Housing Trust. The transfer took place in October 2005.

Data source(s):

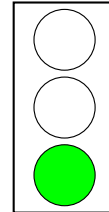
Halton Borough Council; Halton Housing Partnership; Office for the Deputy Prime Minister.

Rating:

Green – approval of transfer of Halton Borough Council stock ensures plans to improve housing remain on track.

Housing Decency

- Halton survey of private sector housing in 2002
- Model suggests 65.7% decent compared to Government target of 65% by 2006
- Current indicators suggest 72% decent: next full survey 2007



Improvement target:

Not applicable.

Government floor target:

By 2010, bring all social housing into a decent condition, with most of this improvement taking place in deprived areas, and, for **vulnerable households in the private sector**, including families with children, increase the proportion who live in homes that are in a decent condition.

Baseline:

None available.

Target:

65% of vulnerable households in the private sector living in homes in a decent condition by 2006-07.

Progress:

65.7% of vulnerable households in the private sector living in homes in a decent condition (based on model).

Data source(s):

Halton Borough Council.

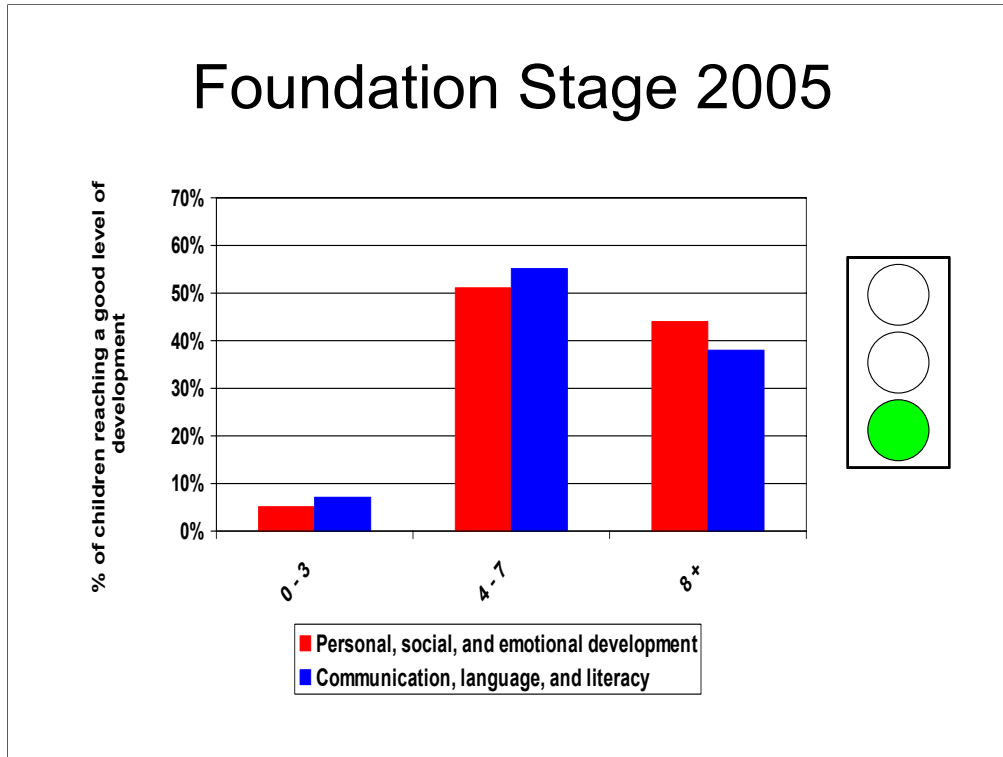
Rating:

Green – information only from modelled data and marginally above target.

Life Chances and Employment SSP



Halton Strategic **PARTNERSHIP**



Improvement target:

Not applicable.

Government floor target:

Improve children’s communication, social, and emotional development so that by 2008 50% of children reach a good level of development at the end of the Foundation Stage and reduce inequalities between the level of development achieved by children in the 20% most disadvantaged areas and the rest of England.

Baseline:

2005 data.

Target:

50% of children to achieve a score of six on all seven assessment scales within Personal, social, and emotional development and Communication, language, and literacy.

Progress:

95% achieving score of 4 or above in Personal, social, and emotional development and 93% achieving score of 4 or above in Communication, language, and literacy in 2005.

44% achieving score of 8 or above in Personal, social, and emotional development and 38% achieving score of 8 or above in Communication, language, and literacy in 2005.

Data source(s):

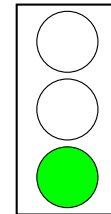
Halton Borough Council.

Rating:

Green– Over 50% achieving a score of 6 or more

Childcare

- 93% of 3 year olds have accessed free nursery provision as of January 2005.
- 7 new neighbourhood nurseries since 2002.
- 5 Sure Start programmes achieving Grade 1 following Ofsted inspection



Improvement target:

Provide high quality childcare places for all three and four year old children whose parents want access to them.

Government floor target:

Not applicable.

Baseline:

Not applicable.

Target:

Access to high quality childcare places for all three and four year old children whose parents want them.

Progress:

93% of 3 year olds have accessed free nursery provision as of January 2005.

7 new neighbourhood nurseries since 2002.

5 Sure Start programmes achieving Grade 1 following Ofsted inspection

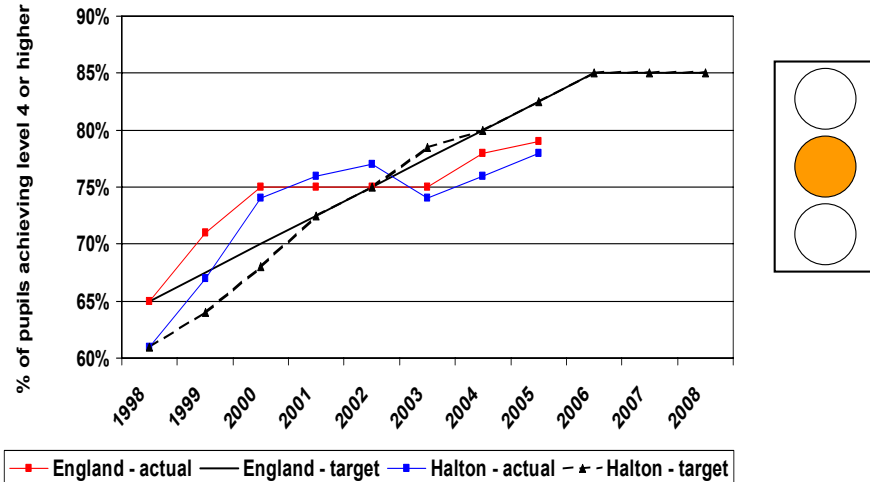
Data source(s):

Halton Borough Council.

Rating:

Green.

Key Stage 2 – English



Improvement target:

Not applicable.

Government floor target:

Raise standards in **English** so that:

by 2006, 85% of 11 year olds achieve level 4 or above, with this level of performance sustained to 2008

Baseline:

61% of pupils achieving Level 4 in 1998.

Target:

By 2006, 85% of 11 year olds achieve level 4 or above, with this level of performance sustained to 2008

Progress:

78% of pupils achieving Level 4 in 2004.

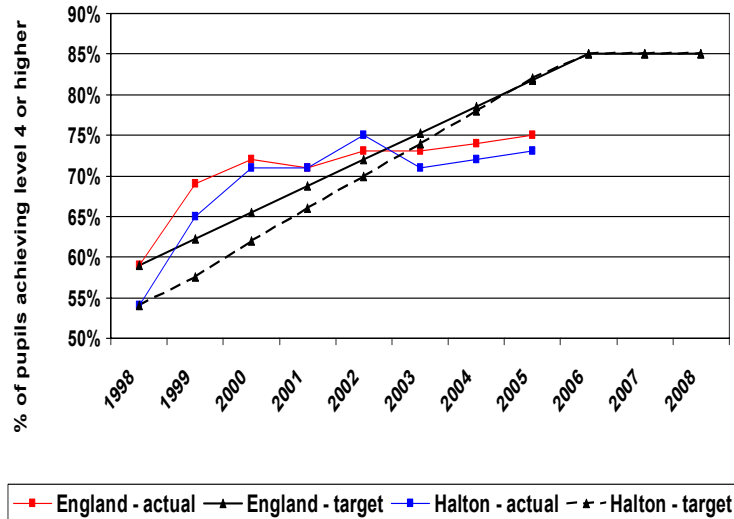
Data source(s):

Halton Borough Council.

Rating:

Amber – there has been an increase for the third consecutive year, but the trend suggests that the 2006 target is unlikely to be met.

Key Stage 2 – Maths



Improvement target:

Not applicable.

Government floor target:

Raise standards in **maths** so that:

By 2006, 85% of 11 year olds achieve level 4 or above, with this level of performance sustained to 2008

Baseline:

54% of pupils achieving Level 4 in 1998.

Target:

By 2006, 85% of 11 year olds achieve level 4 or above, with this level of performance sustained to 2008

Progress:

73% of pupils achieving Level 4 in 2005.

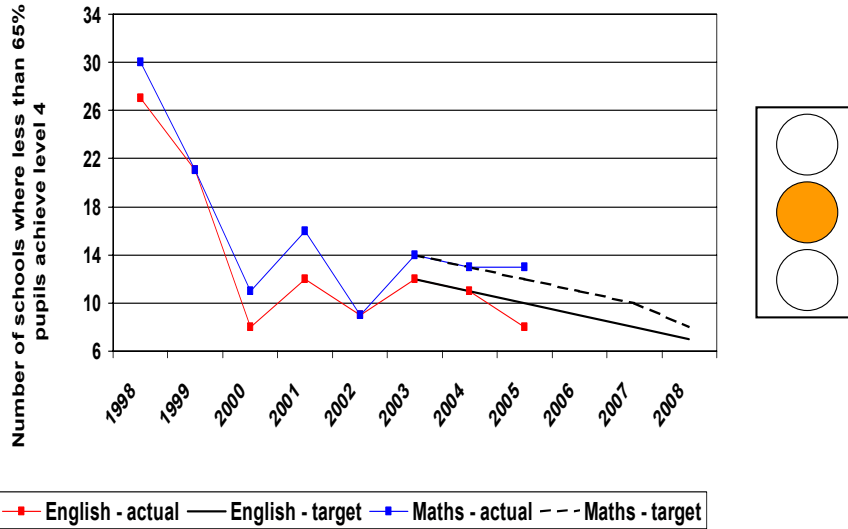
Data source(s):

Halton Borough Council.

Rating:

Red – although there has been an increase for the third successive year, the number is unlikely to achieve the 2006 target.

Key Stage 2 – Schools



Improvement target:

Not applicable.

Government floor target:

Raise standards in **English** and **maths** so that:

by 2008, the proportion of schools in which fewer than 65% of pupils achieve level 4 or above is reduced by 40%.

Baseline:

12 schools with fewer than 65% of pupils achieving level 4 in English in 2003; 14 schools with fewer than 65% of pupils achieving level 4 in maths in 2003.

Target:

7 schools with fewer than 65% of pupils achieving level 4 in English in 2008; 8 schools with fewer than 65% of pupils achieving level 4 in maths in 2008.

Progress:

8 schools with fewer than 65% of pupils achieving level 4 in English in 2005; 13 schools with fewer than 65% of pupils achieving level 4 in maths in 2005.

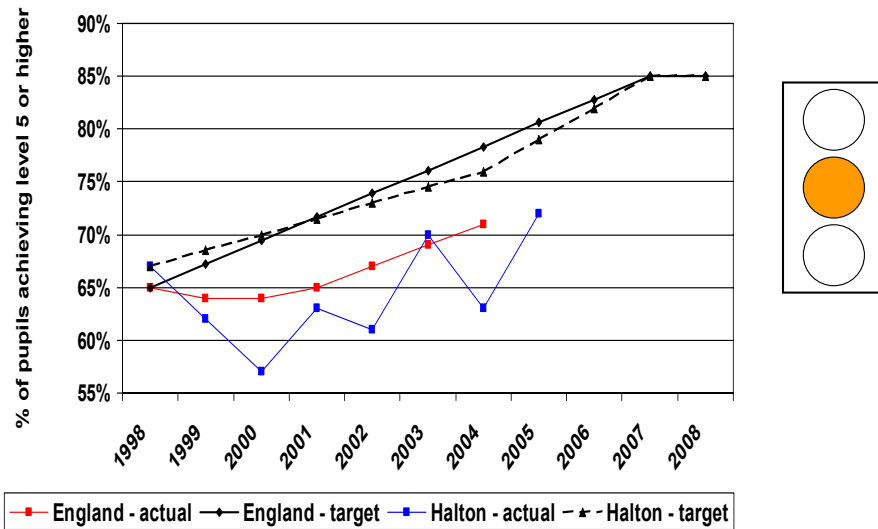
Data source(s):

Halton Borough Council.

Ratings:

Amber

Key Stage 3 – English



Improvement target:

Not applicable.

Government floor target:

Raise standards in **English**, maths, ICT, and science in secondary education so that:

- by 2007, 85% of 14 year olds achieve level 5 or above in **English**, maths, and ICT (80% in science) nationally, with this level of performance sustained to 2008; and
- by 2008, in all schools at least 50% of pupils achieve level 5 or above in each of English, maths, and science.

Baseline:

67% of pupils achieving Level 5 in 1998.

Target:

85% of pupils achieving Level 5 in 2007.

Progress:

72% of pupils achieving Level 5 in 2005.

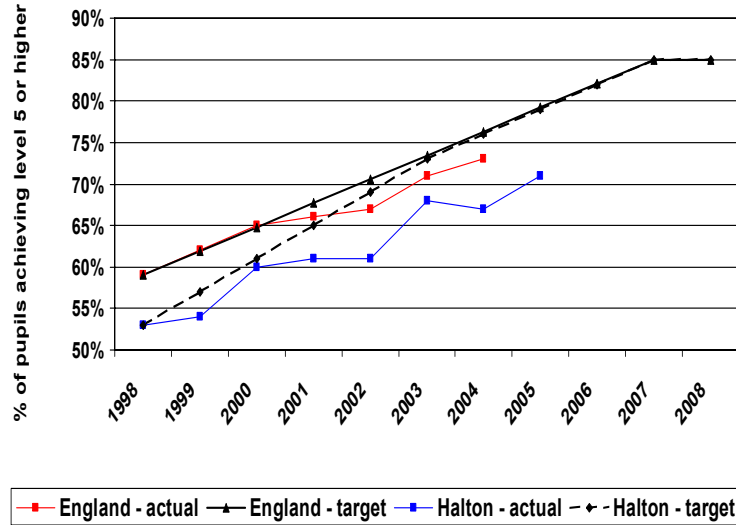
Data source(s):

Halton Borough Council.

Rating:

Amber

Key Stage 3 – Maths



Improvement target:

Not applicable.

Government floor target:

Raise standards in English, **maths**, ICT, and science in secondary education so that:

- by 2007, 85% of 14 year olds achieve level 5 or above in English, **maths**, and ICT (80% in science) nationally, with this level of performance sustained to 2008; and
- by 2008, in all schools at least 50% of pupils achieve level 5 or above in each of English, maths, and science.

Baseline:

53% of pupils achieving Level 5 in 1998.

Target:

70% of pupils achieving Level 5 in 2005.

Progress:

71% of pupils achieving Level 5 in 2005.

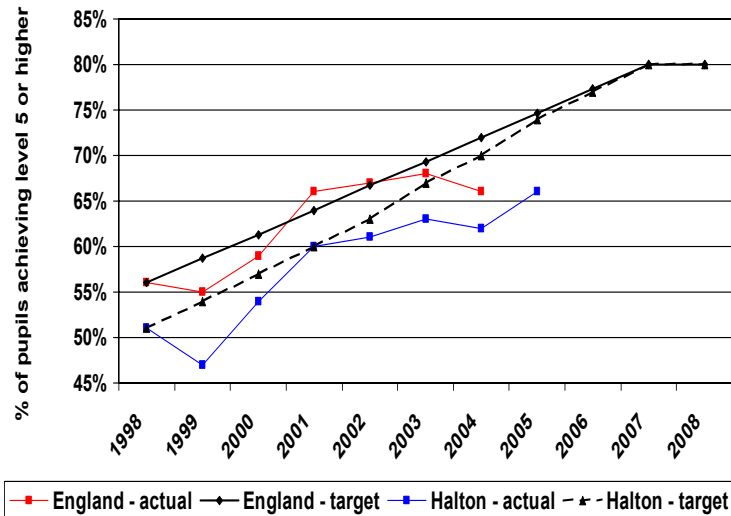
Data source(s):

Department for Education and Skills; Halton Borough Council.

Rating:

Amber

Key Stage 3 – Science



Improvement target:

Not applicable.

Government floor target:

Raise standards in English, maths, ICT, and **science** in secondary education so that:

- by 2007, 85% of 14 year olds achieve level 5 or above in English, maths, and ICT (80% in **science**) nationally, with this level of performance sustained to 2008; and
- by 2008, in all schools at least 50% of pupils achieve level 5 or above in each of English, maths, and science.

Baseline:

51% of pupils achieving Level 5 in 1998.

Target:

80% of pupils achieving Level 5 in 2007.

Progress:

66% of pupils achieving Level 5 in 2005.

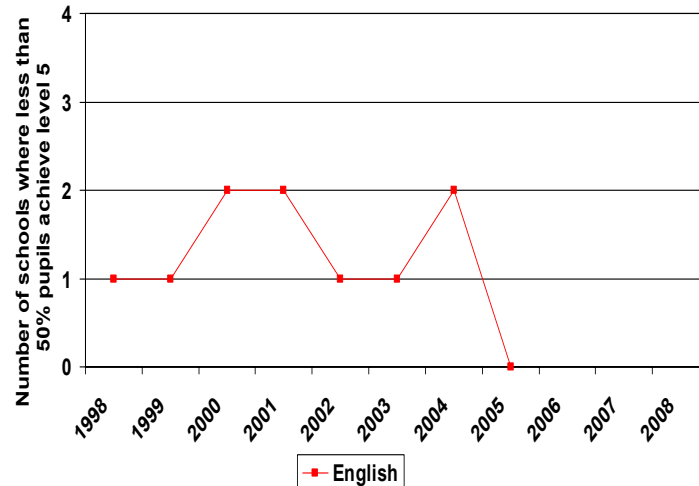
Data source(s):

Halton Borough Council.

Rating:

Amber

Key Stage 3 – Schools English



Improvement target:

Not applicable.

Government floor target:

Raise standards in **English**, maths, ICT, and science in secondary education so that:
· **by 2008, in all schools at least 50% of pupils achieve level 5 or above in each of English, maths, and science.**

Baseline:

1 school with less than 50% of pupils achieving level 5 or above in English in 1998.

Target:

No schools with less than 50% of pupils achieving level 5 or above in English in 2008.

Progress:

0 schools with less than 50% of pupils achieving level 5 or above in English in 2005.

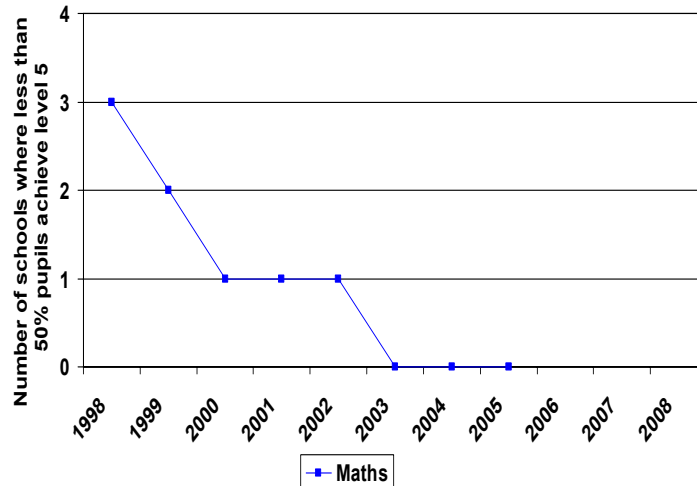
Data source(s):

Halton Borough Council.

Rating:

Green

Key Stage 3 – Schools Maths



Improvement target:

Not applicable.

Government floor target:

Raise standards in English, **maths**, ICT, and science in secondary education so that:
· **by 2008, in all schools at least 50% of pupils achieve level 5 or above in each of English, maths, and science.**

Baseline:

3 schools with less than 50% of pupils achieving level 5 or above in maths in 1998.

Target:

No schools with less than 50% of pupils achieving level 5 or above in maths in 2008.

Progress:

No schools with less than 50% of pupils achieving level 5 or above in maths in 2005.

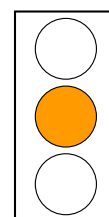
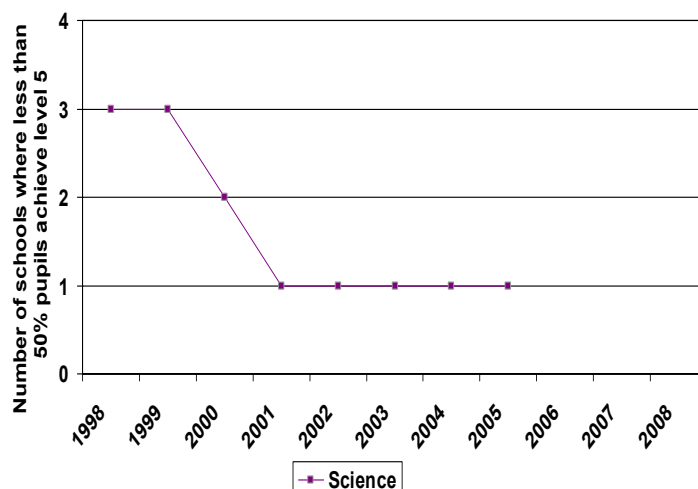
Data source(s):

Halton Borough Council.

Rating:

Green

Key Stage 3 – Schools Science



Improvement target:

Not applicable.

Government floor target:

Raise standards in English, maths, ICT, and **science** in secondary education so that:

- **by 2008, in all schools at least 50% of pupils achieve level 5 or above in each of English, maths, and science.**

Baseline:

3 schools with less than 50% of pupils achieving level 5 or above in science in 1998.

Target:

No schools with less than 50% of pupils achieving level 5 or above in science in 2008.

Progress:

1 schools with less than 50% of pupils achieving level 5 or above in science in 2005.

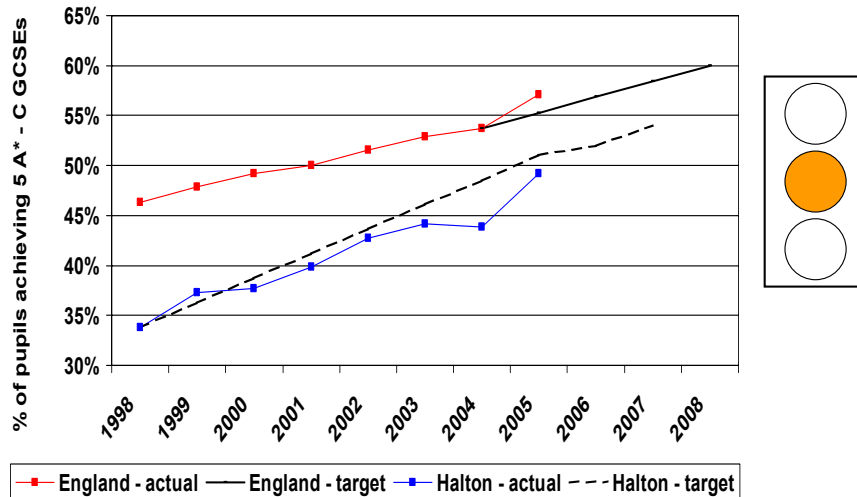
Data source(s):

Halton Borough Council.

Rating:

Amber

5 A* – C GCSEs



Improvement target:

Improve the percentage of pupils achieving five or more GCSE grades A* – C from 43% to 51% by 2005.

Government floor target:

By 2008, 60% of those aged 16 to achieve the equivalent of 5 GCSEs at grades A* – C; and in all schools at least 20% of pupils achieve this standard by 2004, rising to 25% by 2006, and 30% by 2008.

Baseline:

33.8% of pupils achieving five or more A* – C GCSEs in 1998.

Target:

60.0% of pupils achieving five or more A* – C GCSEs in 2008.

Progress:

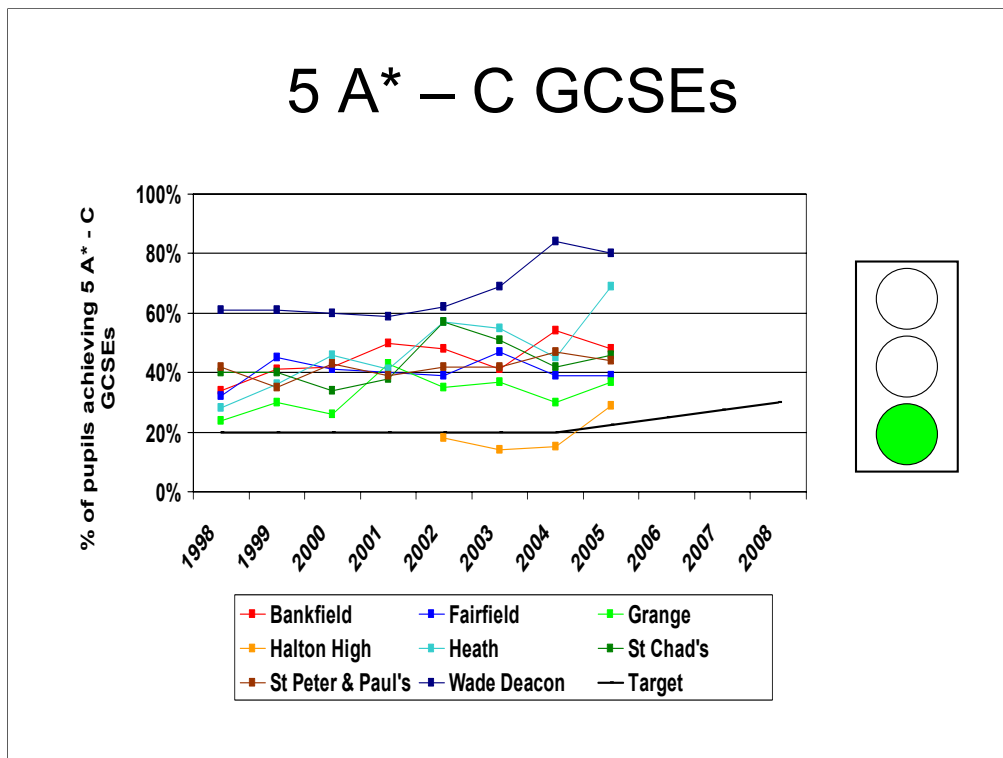
49.2% of pupils achieving five or more A* – C GCSEs in 2005.

Data source(s):

Department for Education and Skills; Halton Borough Council.

Rating:

Amber



Improvement target:

Improve the percentage of pupils achieving five or more GCSE grades A* – C from 43% to 51% by 2005.

Government floor target:

By 2008, 60% of those aged 16 to achieve the equivalent of 5 GCSEs at grades A* – C; **and in all schools at least 20% of pupils achieve this standard by 2004, rising to 25% by 2006, and 30% by 2008.**

Baseline:

Two schools below 20% of pupils achieving five or more A* – C GCSEs in 1998.

Target:

No schools below 20% of pupils achieving five or more A* – C GCSEs in 2004; no schools below 25% of pupils achieving five or more A* – C GCSEs in 2006; no schools below 30% of pupils achieving five or more A* – C GCSEs in 2008.

Progress:

No school below 20% of pupils achieving five or more A* – C GCSEs in 2005.

Data source(s):

Department for Education and Skills; Halton Borough Council.

Rating:

Green



Improvement target:

Not applicable

Government floor target:

Increase the proportion of 19 year olds who achieve at least level 2 by 3 percentage points between 2004 and 2006, and a further 2 percentage points between 2006 and 2008, and increase the proportion of young people who achieve level 3.

Baseline:

55.0% of 19 year olds with at least NVQ Level 2 or equivalent in 2004.

Target:

58% of 19 year olds with at least NVQ Level 2 or equivalent in 2006. 60% of 19 year olds with at least NVQ level 2 or equivalent by 2008.

Progress:

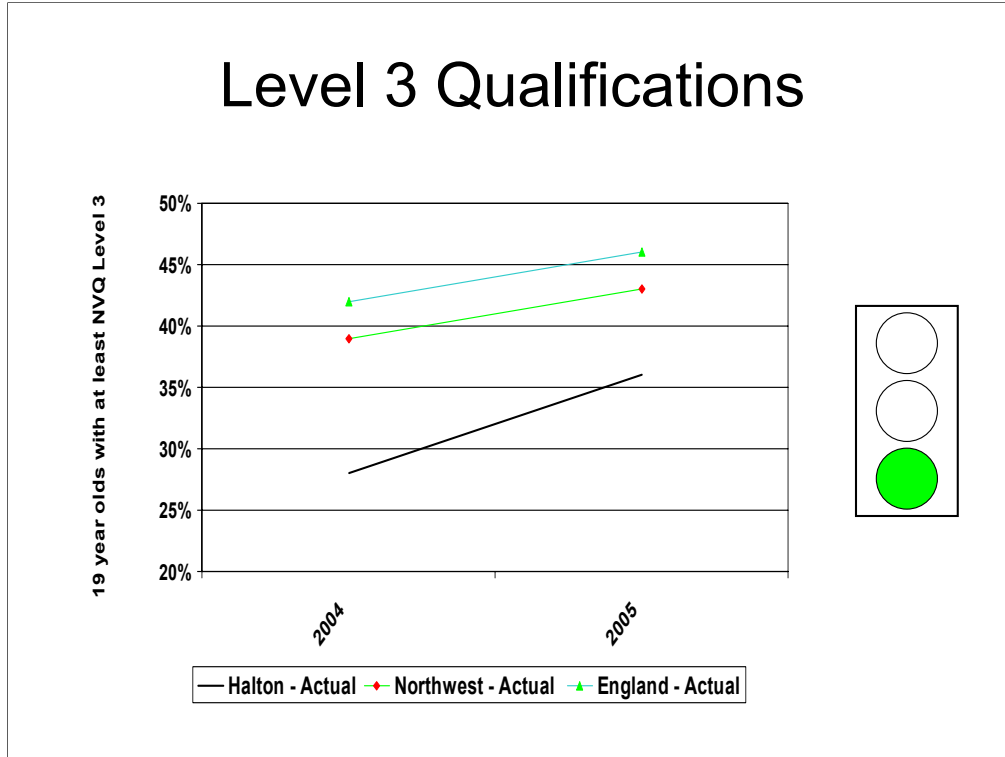
62% of 19 year olds achieved a level 2 qualification in 2005.

Data source(s):

Greater Merseyside Learning and Skills Council.

Rating:

Green – Over a 12 month period Halton has achieved a 12.72% increase in the number of 19 year old achieving a level 2 qualification.



Improvement target:

Not applicable

Government floor target:

Increase the proportion of 19 year olds who achieve at least level 2 by 3 percentage points between 2004 and 2006, and a further 2 percentage points between 2006 and 2008, and increase the proportion of young people who achieve level 3.

Baseline:

28.0% of 19 year olds with at least NVQ Level 3 or equivalent in 2004.

Target:

No specific target yet set. LSC

Progress:

36% of 19 year olds achieved a level 3 qualification in 2005

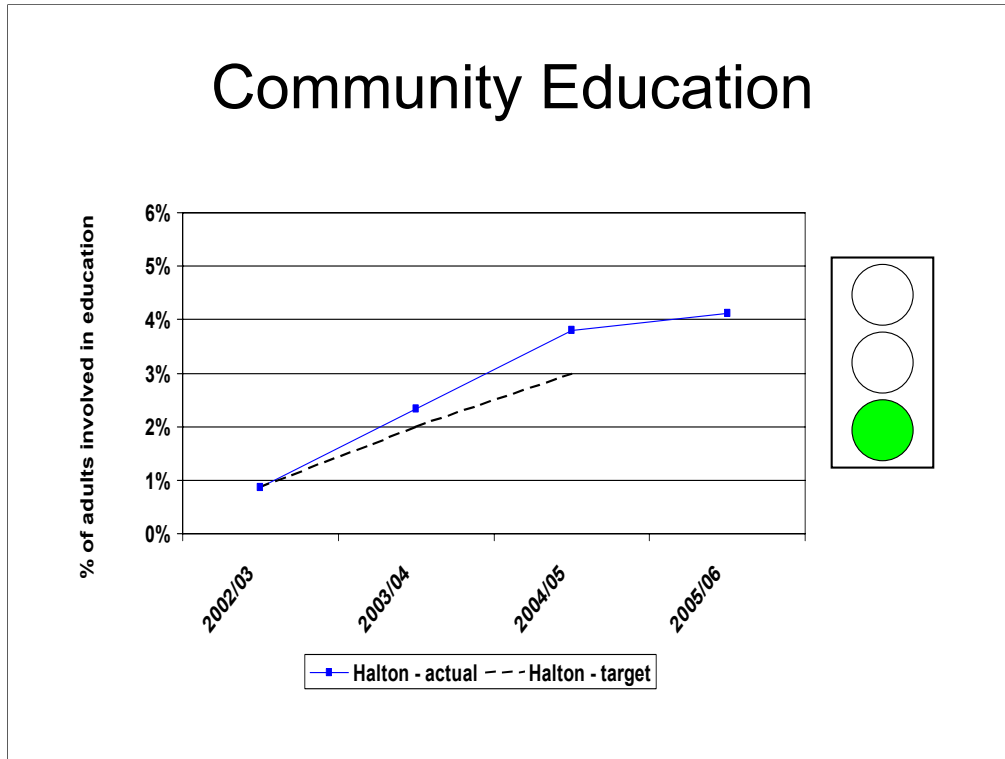
Data source(s):

Greater Merseyside Learning and Skills Council.

Rating:

Green – Over a 12 month period Halton has seen a 10% increase in the number of 19 year olds achieving a level 3 qualification.

Community Education



Improvement target:

Increase participation in adult community education programmes offered by the local authority, particularly in basic skills of literacy, numeracy, and ICT, by 3% by 2005.

Government floor target:

Not applicable.

Baseline:

0.87% for 2002/03.

Target:

Increase participation by 3% by 2005.

Progress:

4.12% of adults were involved in education during 2005.

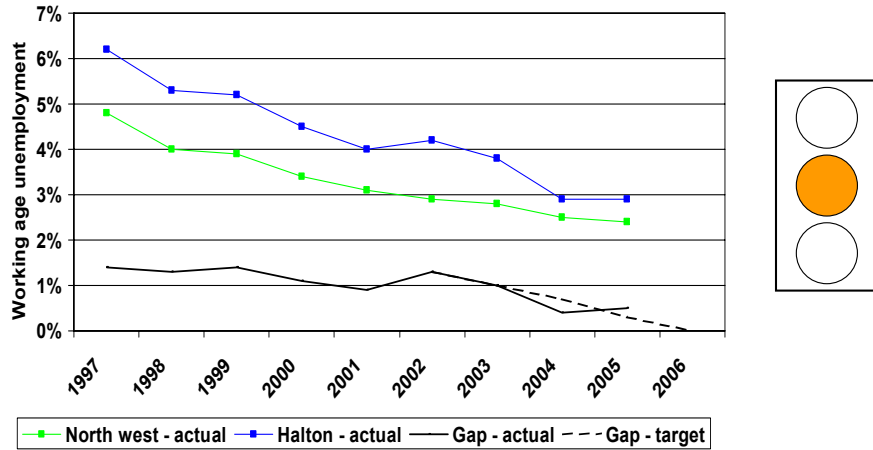
Data source(s):

Halton Borough Council.

Rating:

Green – The 3% target has been exceeded.

Unemployment



Improvement target:

Reduce the borough unemployment figure to the regional average by 2006.

Government floor target:

Not applicable.

Baseline:

1.3% gap with the North West for April 2002 to June 2002.

Target:

0% gap with the North West for April 2006 to June 2006.

Progress:

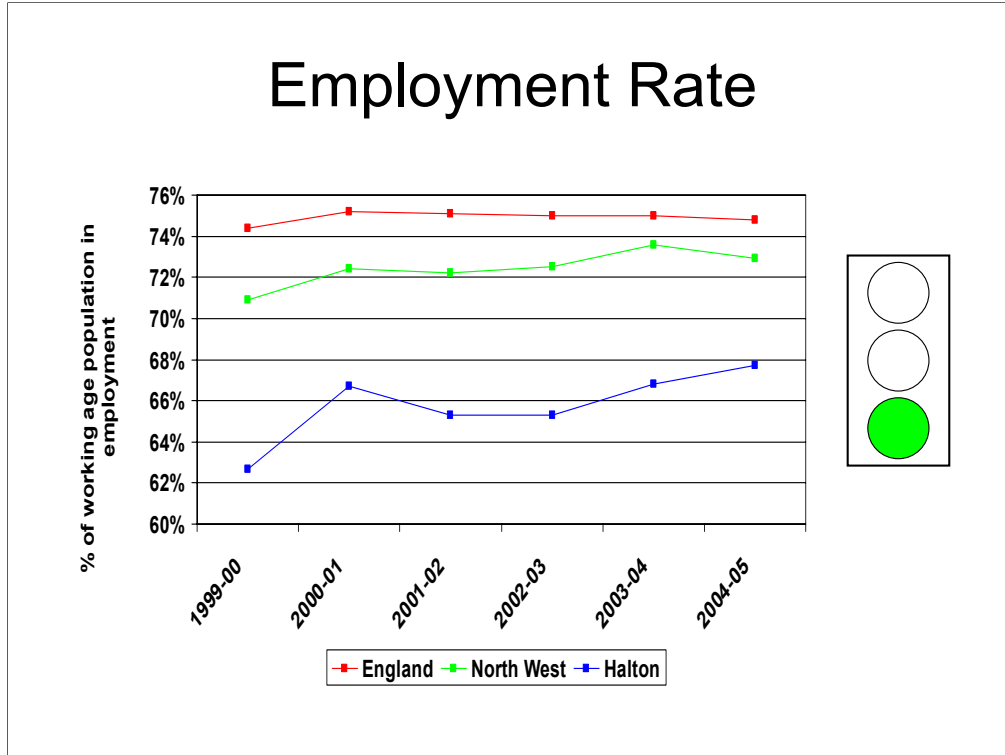
0.5% gap with the North West as of 2005

Data source(s):

NOMIS.

Rating:

Amber – The gap with the North West remains the same as the previous year i.e. 0.30%. This is 0.20% above target.



Improvement target:

Not applicable.

Government floor target:

As part of the wider objective of full employment in every region, over the three years to Spring 2008, and taking account of the economic cycle:

- **demonstrate progress on increasing the employment rate**
- increase the employment rates of disadvantaged areas and groups (lone parents, ethnic minorities, people aged 50 and over, those with the lowest qualifications, and those living in the local authority wards with the poorest initial labour market position)
- significantly reduce the difference between their employment rates and the overall rate.

Baseline:

62.7% working age population in employment in 1999-00.

Target:

Increase the employment rate of the working age population.

Progress:

67.7% working age population in employment in 2004-05.

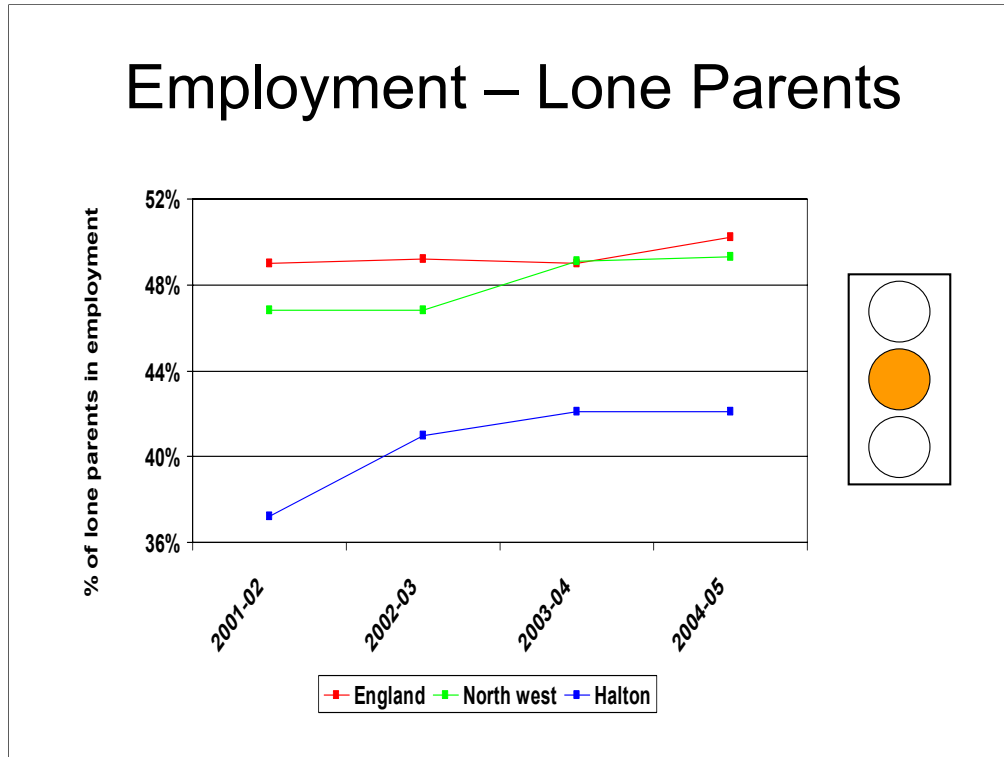
Data source(s):

ODPM.

Rating:

Green – There has been a 3.2% increase on the previous year. This is the third successive yearly increase

Employment – Lone Parents



Improvement target:

Not applicable.

Government floor target:

As part of the wider objective of full employment in every region, over the three years to Spring 2008, and taking account of the economic cycle:

- demonstrate progress on increasing the employment rate
- increase the employment rates of disadvantaged areas and groups (**lone parents**, ethnic minorities, people aged 50 and over, those with the lowest qualifications, and those living in the local authority wards with the poorest initial labour market position)
- significantly reduce the difference between their employment rates and the overall rate.

Baseline:

37.2% lone parents in employment in 2001-02.

Target:

Increase the employment rate of lone parents.

Progress:

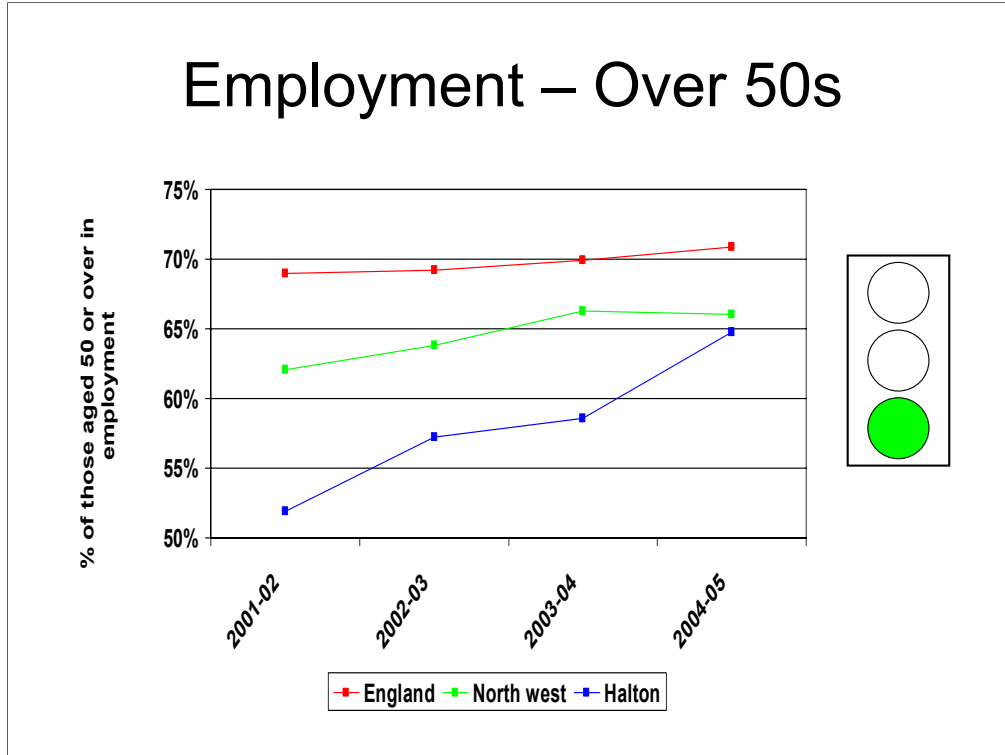
42.1% lone parents in employment in 2004-05.

Data source(s):

Office of the Deputy Prime Minister.

Rating:

Amber – The number of lone parents in employment has remained the same as the previous year.



Improvement target:

Not applicable.

Government floor target:

As part of the wider objective of full employment in every region, over the three years to Spring 2008, and taking account of the economic cycle:

- demonstrate progress on increasing the employment rate
- increase the employment rates of disadvantaged areas and groups (lone parents, ethnic minorities, **people aged 50 and over**, those with the lowest qualifications, and those living in the local authority wards with the poorest initial labour market position)
- significantly reduce the difference between their employment rates and the overall rate.

Baseline:

51.9% those aged 50 or over in employment in 2001-02.

Target:

Increase the employment rate of those aged 50 or over.

Progress:

64.8% those aged 50 or over in employment in 2004-05.

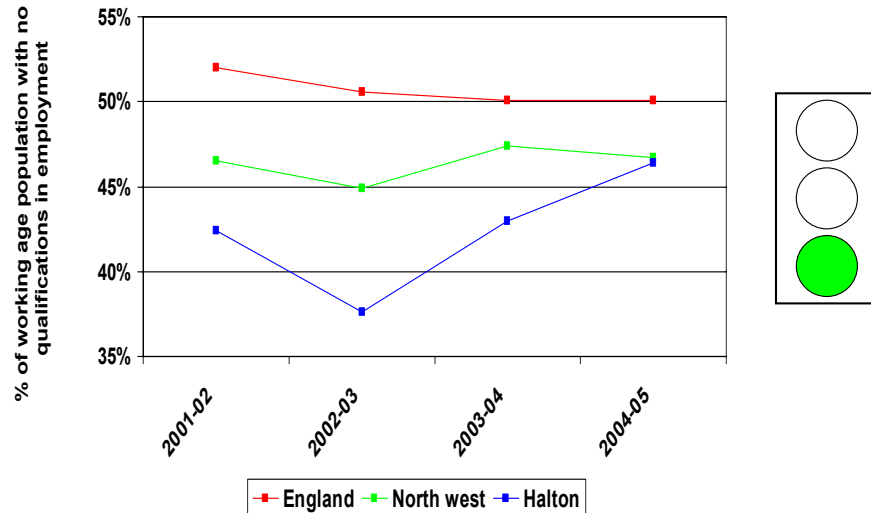
Data source(s):

Job Centre +.

Rating:

Green – There has been a 10.5% increase on the previous year.

Employment – No Qualifications



Improvement target:

Not applicable.

Government floor target:

As part of the wider objective of full employment in every region, over the three years to Spring 2008, and taking account of the economic cycle:

- demonstrate progress on increasing the employment rate
- increase the employment rates of disadvantaged areas and groups (lone parents, ethnic minorities, people aged 50 and over, **those with the lowest qualifications**, and those living in the local authority wards with the poorest initial labour market position)
- significantly reduce the difference between their employment rates and the overall rate.

Baseline:

42.4% those with no qualifications in employment in 2001-02.

Target:

Increase the employment rate of those with no qualifications.

Progress:

46.4% those with no qualifications in employment in 2004-05.

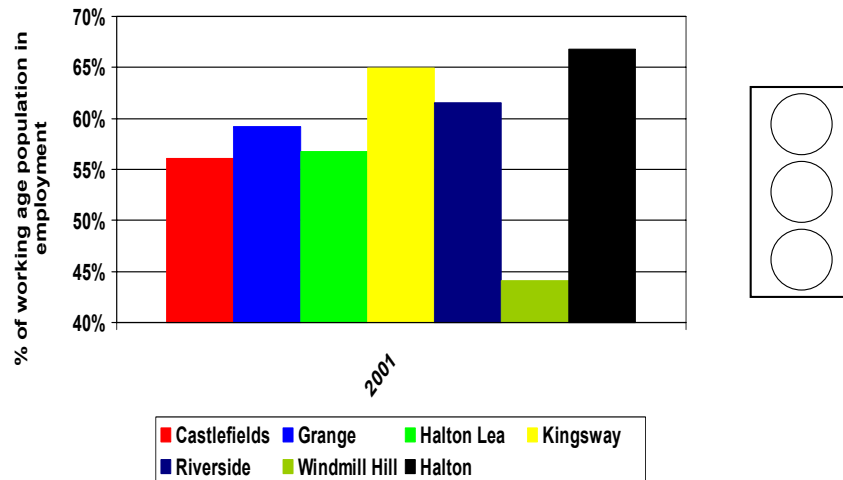
Data source(s):

Office of the Deputy Prime Minister.

Rating:

Green – There has been a 7.9% increase on the previous year, in the number of people with no qualifications gaining employment.

Employment – Worst Areas



Improvement target:

Not applicable.

Government floor target:

As part of the wider objective of full employment in every region, over the three years to Spring 2008, and taking account of the economic cycle:

- demonstrate progress on increasing the employment rate
- increase the employment rates of disadvantaged areas and groups (lone parents, ethnic minorities, people aged 50 and over, those with the lowest qualifications, and **those living in the local authority wards with the poorest initial labour market position**)
- significantly reduce the difference between their employment rates and the overall rate.

Baseline:

2001 census.

Target:

Increase the employment rate in the wards with the poorest initial labour market position.

Progress:

No new information available for 2005.

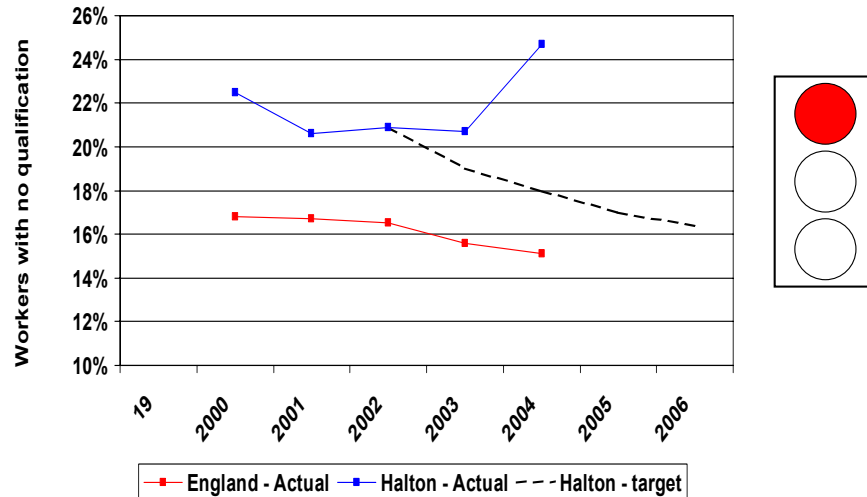
Data source(s):

NOMIS.

Rating:

No rating given

Workforce Development



Improvement target:

Improve the development of the workforce in Halton by reducing the percentage of working age population in Halton with no qualification from 20.6% in 2002 to 21.5.% by March 2006.

Government floor target:

Not applicable.

Baseline:

20.9% workers with no qualification in 2002.

Target:

16.4% workers with no qualification in 2006.

Progress:

24.7% % of economically active of working age with no qualification in 2004.

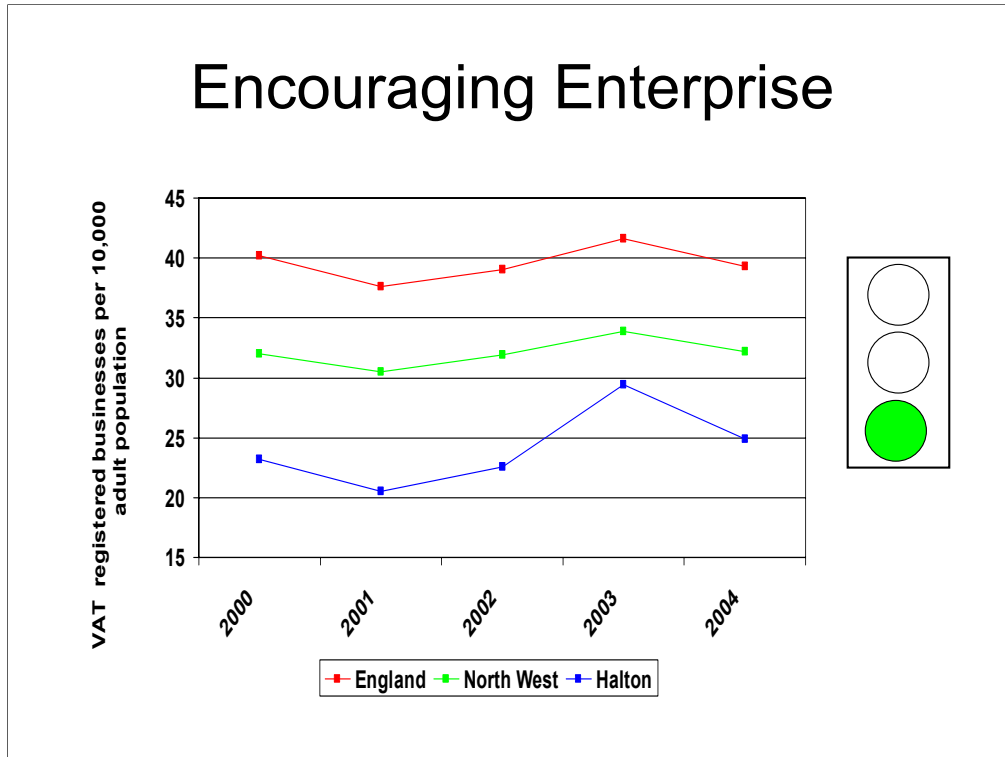
Data source(s):

NOMIS.

Rating:

Red –There has been a 19% increase on the previous year.

Encouraging Enterprise



Improvement target:

Not applicable.

Government floor target:

Build an enterprise society in which small firms of all kinds thrive and achieve their potential, with (i) an increase in the number of people considering going into business, (ii) an improvement in the overall productivity of small firms, and (iii) more enterprise in disadvantaged communities.

Baseline:

23.2 VAT registered businesses per 10,000 adult population in 2000.

Target:

More enterprise in disadvantaged communities.

Progress:

24.9 VAT registered businesses per 10,000 adult population in 2004.

Data source(s):

NOMIS.

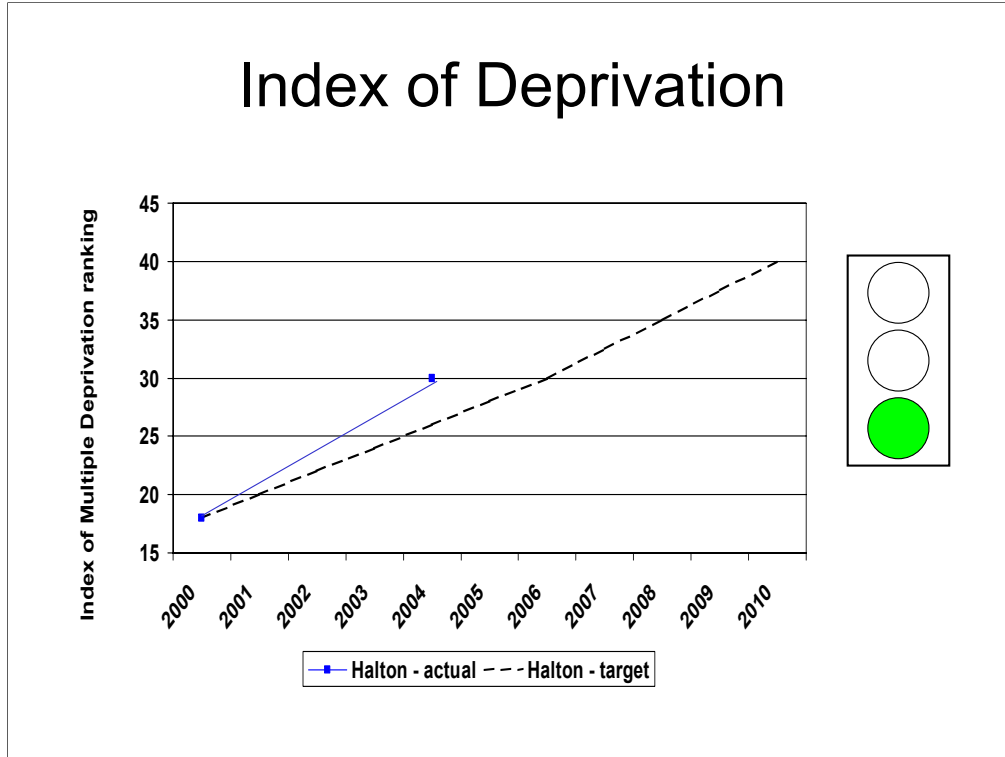
Rating:

Green

Wealth and Equality SSP



Halton Strategic **PARTNERSHIP**



Improvement target:

Narrow the gap with other areas of the country by tackling deprivation in Halton.

Government floor target:

Not applicable.

Baseline:

Ranked 18 out of 354 local authority areas in England in 2000 (rank of average rank).

Target:

Ranked 30 out of 354 local authority areas in England in 2006; ranked 40 out of 354 local authority areas in England in 2010.

Progress:

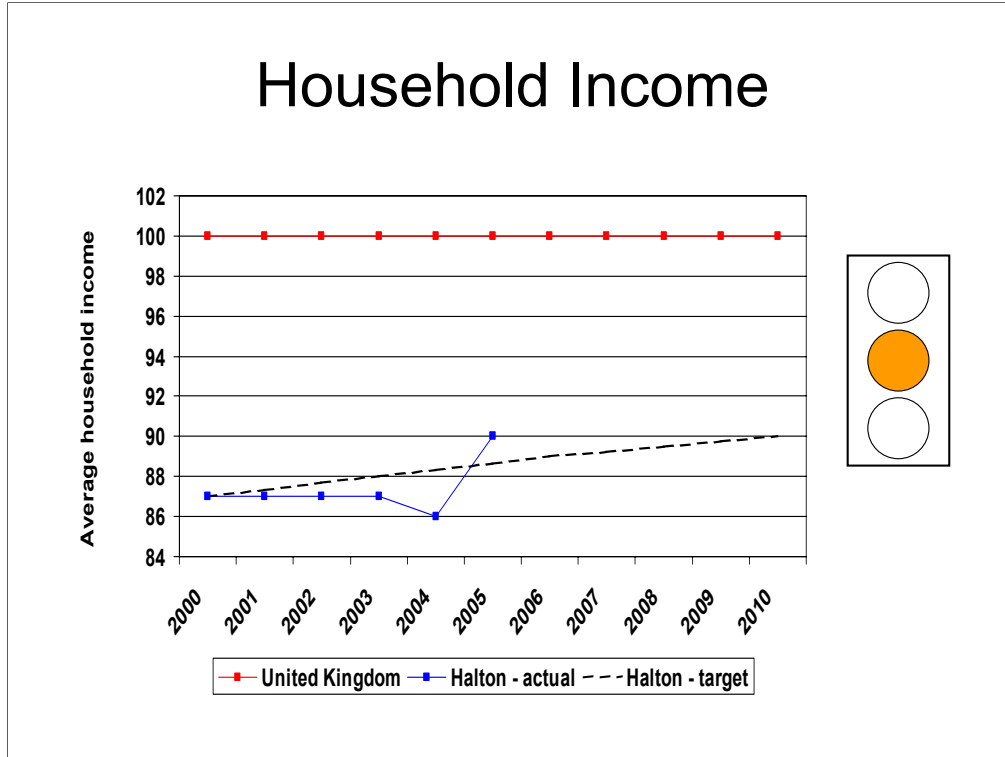
Ranked 30 out of 354 local authority areas in England in 2004.

Data source(s):

Office of the Deputy Prime Minister.

Rating:

Green – It is difficult to make a direct comparison with the 2000 data as the 2004 indicators have been revised to include two new domains. However using the Rank of Average Rank Score Halton has moved from 18th in 2000 to 30th in 2004. Using Rank Average Score, Halton moved up from 16th in 2000 to 21st in 2004.



Improvement target:

Reduce the gap between average household income in Halton and the UK average by at least 2 points by 2006 and by at least 3 points, to 90 or more by 2010.

Government floor target:

Not applicable.

Baseline:

Halton index score of 87 in 2000.

Target:

Halton index score of 89 in 2006; Halton index score of 90 in 2010.

Progress:

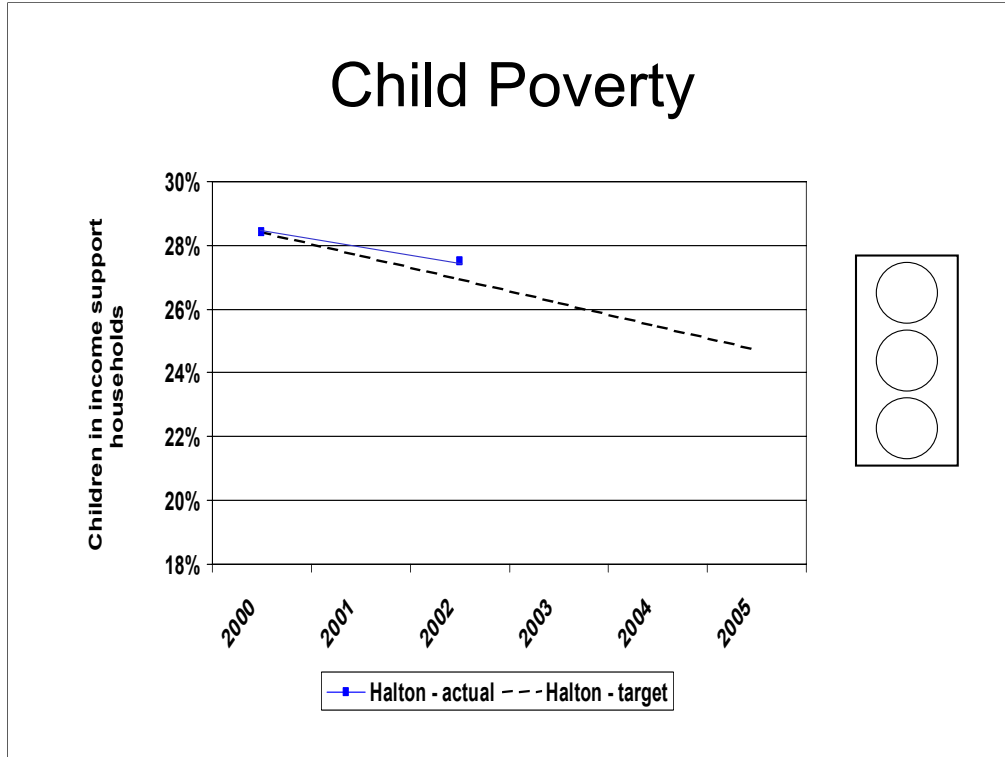
Halton index score of 90 in 2005.

Data source(s):

CACI.

Rating:

Amber – There has been a 4.7 point increase on the previous year and a 3.5 point increase since 2000



Improvement target:

Cut the proportion of children growing up in poverty.

Government floor target:

Not applicable.

Baseline:

28.4% of children living in income support eligible households in 2000.

Target:

24% of children living in income support eligible households in 2006; 20% of children living in income support eligible households in 2010.

Progress:

27.5% of children living in income support eligible households in 2002.

Data source(s):

Halton Borough Council.

Rating:

No Rating – No new data available for 2005 as the method of data collection has changed.

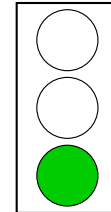
Safe and Attractive Neighbourhoods SSP



Halton Strategic **PARTNERSHIP**

Substance Misuse

- Secured additional funding to develop a 'One-Stop Shop' for adult drug users.
- More GPs & Pharmacists in the treatment system.
- A significant increase in numbers and retention in treatment.
- A young persons drug service established
- Partnership projects to address young peoples drug and alcohol use and it's links to sexual health delivered.



Improvement target:

To reduce substance misuse and implement recommendations of the Alcohol Harm Reduction Strategy.

Government floor target:

PSA 4

Baseline:

Not applicable.

Target:

To reduce substance misuse and implement recommendations of the Alcohol Harm Reduction Strategy.

Progress:

Significant improvements in adults accessing and being retained in treatment. this is a good indicator of adult drug services meeting the challenges of the NTA treatment effectiveness strategy. Further progress will be made once Ashley House, the 'one-stop shop' is opened.

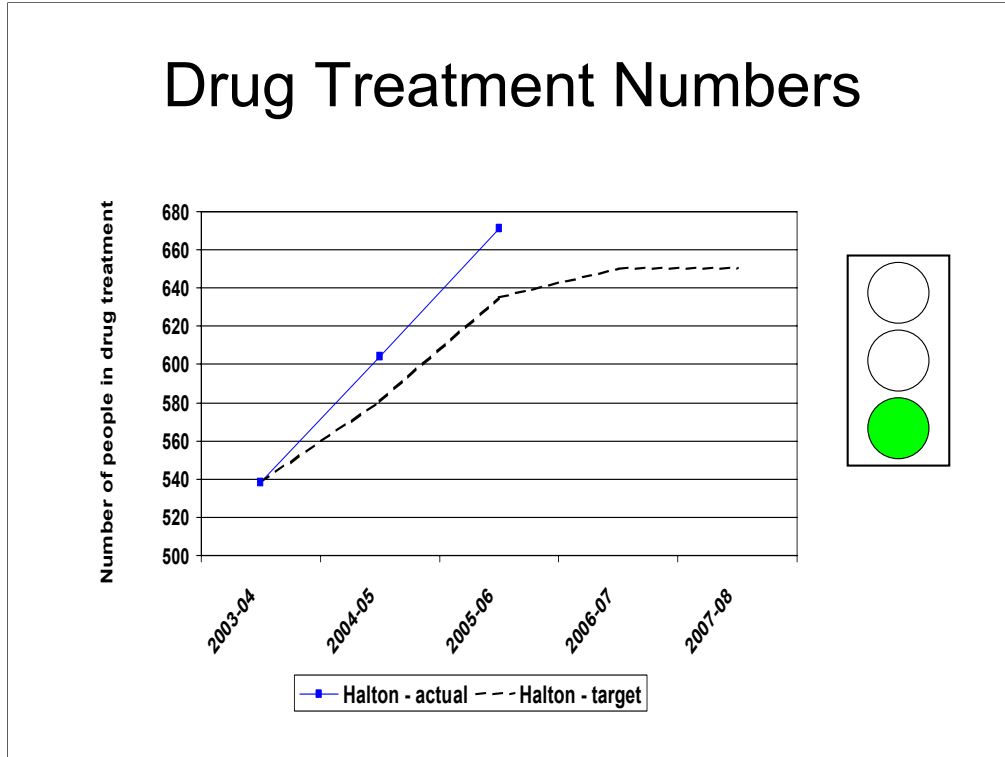
Drug services for young people are now in place and are working with partners on the wider issues of sexual health. Numbers of young people in treatment in excess of local target.

Data source(s):

Halton Borough Council.

Rating:

Green - The National Treatment Agency currently rate Halton DAT as Green/Amber



Improvement target:

Increase the total numbers of people accessing treatment for drugs misuse against 1998 targets.

Government floor target:

Not applicable.

Baseline:

538 people accessing treatment in 2003-04.

Target:

790 people in treatment by 2008/08 (LPSA 2 Target)

Progress:

to date, 671 people have accessed treatment (05/06) exceeding the target of 635

Data source(s):

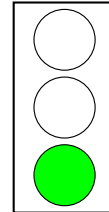
National Treatment Agency

Rating:

Green – There has been an 11% increase on the previous year. The number is above target

Drug Treatment Waiting Times

- 6 week for inpatient detox
- 8 weeks for residential rehabilitation
- 0.2 weeks for specialist prescribing
- 0.1 weeks for GP prescribing
- 0.6 weeks for day care



Improvement target:

To reduce average drug treatment waiting times by modality by April 2004 (note: these targets are in the process of being set nationally as part of the national drugs strategy)

Government floor target:

Not applicable.

Baseline:

Not applicable.

Target:

- 2 weeks for inpatient detox
- 3 weeks for residential rehabilitation
- 3 weeks for specialist prescribing
- 2 weeks for GP prescribing
- 2 weeks for counselling
- 3 weeks for day care

Progress:

In-patient detox and residential rehabilitation waiting times were exceeded for 1 individual in quarter 3 due to a staff vacancy.

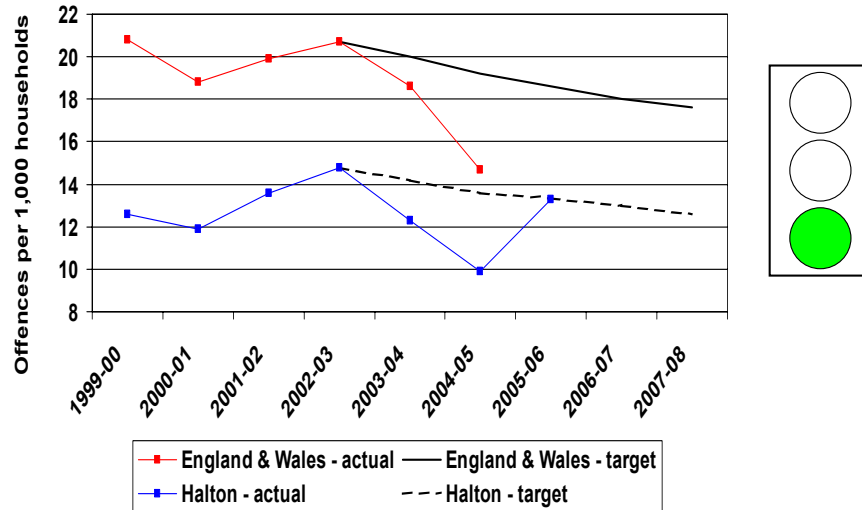
Data source(s):

Halton Drug Action Team

Rating:

Green – waiting times met.

Crime – Domestic Burglary



Improvement target:

Reduce the incidence of crime around the priority areas in the Community Safety Strategy by 10% by March 2006.

Government floor target:

Reduce crime by 15%, and further in high crime areas, by 2007-08.

Baseline:

14.8 burglaries per 1,000 households in 2002-03.

Target:

13.32 burglaries per 1,000 households in 2005-06.

Progress:

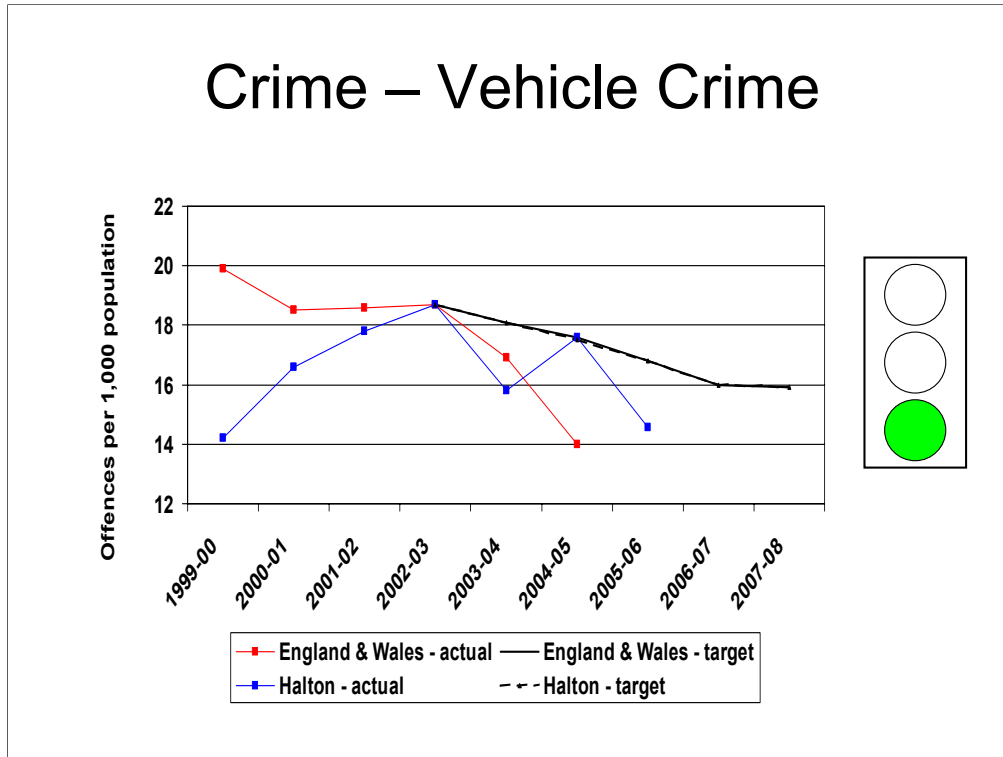
13.26 burglaries per 1,000 households in 2005-06.

Data source(s):

Cheshire Police (Halton CDRP).

Rating:

Green



Improvement target:

Reduce the incidence of crime around the priority areas in the Community Safety Strategy by 10% by March 2006.

Government floor target:

Reduce crime by 15%, and further in high crime areas, by 2007-08.

Baseline:

18.7 vehicle crimes per 1,000 population in 2002-03.

Target:

16.8 vehicle crimes per 1,000 population in 2005-06.

Progress:

14.56 vehicle crimes per 1,000 population in 2005-06.

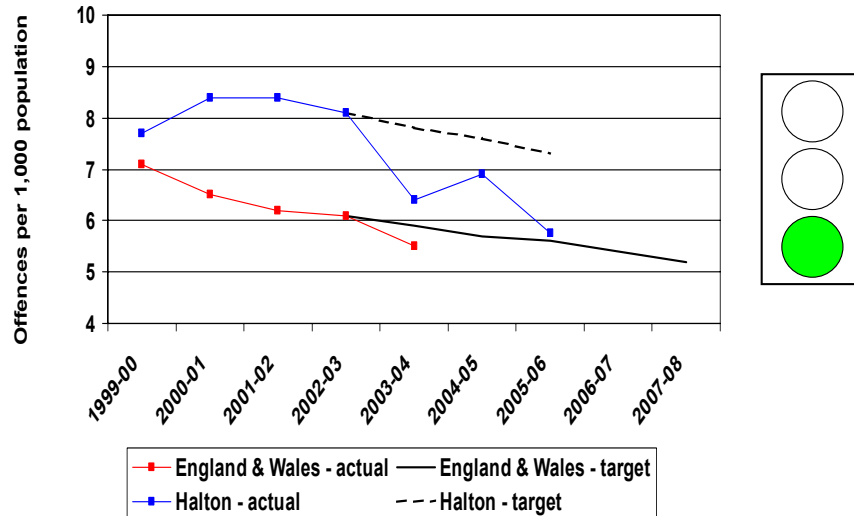
Data source(s):

Cheshire Police (Halton CDRP)

Rating:

Green - There has been a 17.27% decrease on the previous year. The number is now 13.33% below the target.

Crime – Thefts of a Vehicle



Improvement target:

Reduce the incidence of crime around the priority areas in the Community Safety Strategy by 10% by March 2006.

Government floor target:

Reduce crime by 15%, and further in high crime areas, by 2007-08.

Baseline:

8.1 thefts of a vehicle per 1,000 population in 2002-03.

Target:

7.3 thefts of a vehicle per 1,000 population in 2005-06.

Progress:

5.76 thefts of a vehicle per 1,000 population in 2005-06

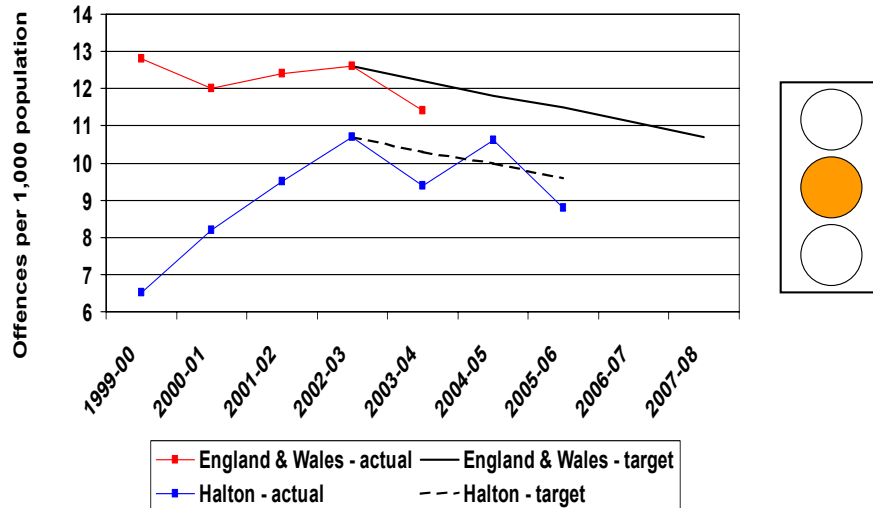
Data source(s):

Cheshire Police (Halton CDRP)

Rating:

Green – There has been a 16.52% decrease on the previous year. The number is 21.1% below target,

Crime – Theft from a Vehicle



Improvement target:

Reduce the incidence of crime around the priority areas in the Community Safety Strategy by 10% by March 2006.

Government floor target:

Reduce crime by 15%, and further in high crime areas, by 2007-08.

Baseline:

10.7 thefts from a vehicle per 1,000 population in 2002-03.

Target:

9.6 thefts from a vehicle per 1,000 population in 2005-06.

Progress:

8.78 thefts from a vehicle per 1,000 population in 2005-06.

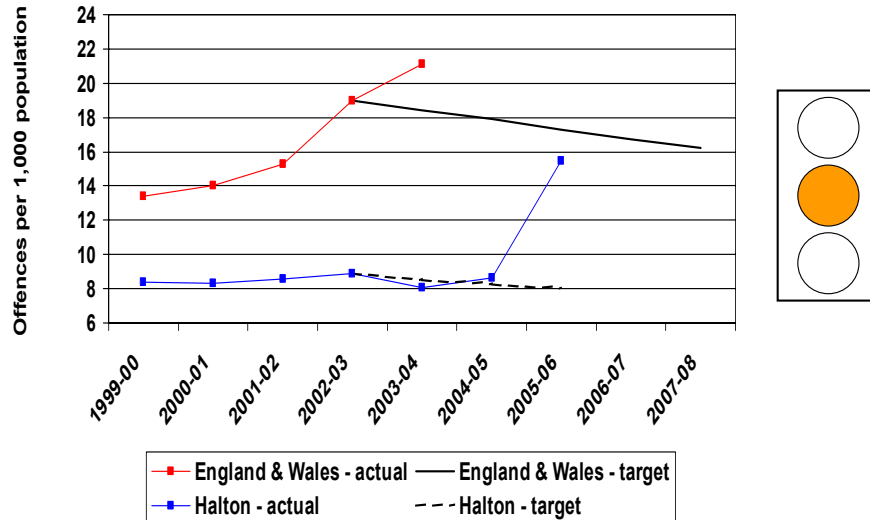
Data source(s):

Cheshire Police (Halton CDRP)

Rating:

Amber – There has been a 17.17% decrease on the previous year. The number is now 8.54% below target.

Crime – Violent Crime



Improvement target:

Reduce the incidence of crime around the priority areas in the Community Safety Strategy by 10% by March 2006.

Government floor target:

Reduce crime by 15%, and further in high crime areas, by 2007-08.

Baseline:

8.9 violent crimes per 1,000 population in 2002-03 (violent crimes figure is the sum of the crimes of violence against the person, sexual offences, and robbery).

Target:

8 violent crimes per 1,000 population in 2005-06.

Progress:

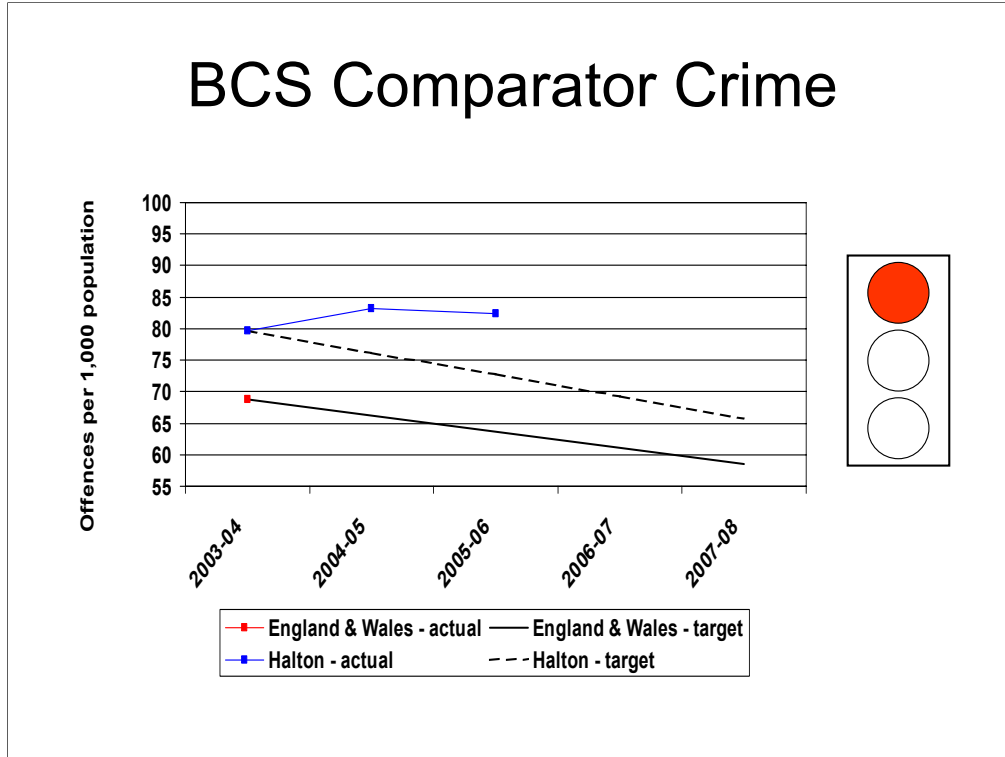
15.45 violent crimes per 1,000 population in 2005–06

Data source(s):

Cheshire Police (Halton CDRP).

Rating:

Amber – There has been a 78.41% increase on the previous year. The number is now 93.12% above target. This number does not include common assault which has **decreased by 68.23%** on the previous year i.e. from 1385 in 2004 – 05 to 440 in 2005 – Feb 2006



Improvement target:

Reduce the incidence of crime around the priority areas in the Community Safety Strategy.

Government floor target:

Reduce crime by 15%, and further in high crime areas, by 2007-08.

Baseline:

79.7 British Crime Survey comparator crimes per 1,000 population in 2003-04 (the British Crime Survey comparator includes theft of a vehicle, theft from a vehicle, vehicle interference, domestic burglary, theft or unauthorised taking of a cycle, theft from person, criminal damage, common assault, wounding, and robbery).

Target:

65.8 British Crime Survey comparator crimes per 1,000 population in 2005-06.

Progress:

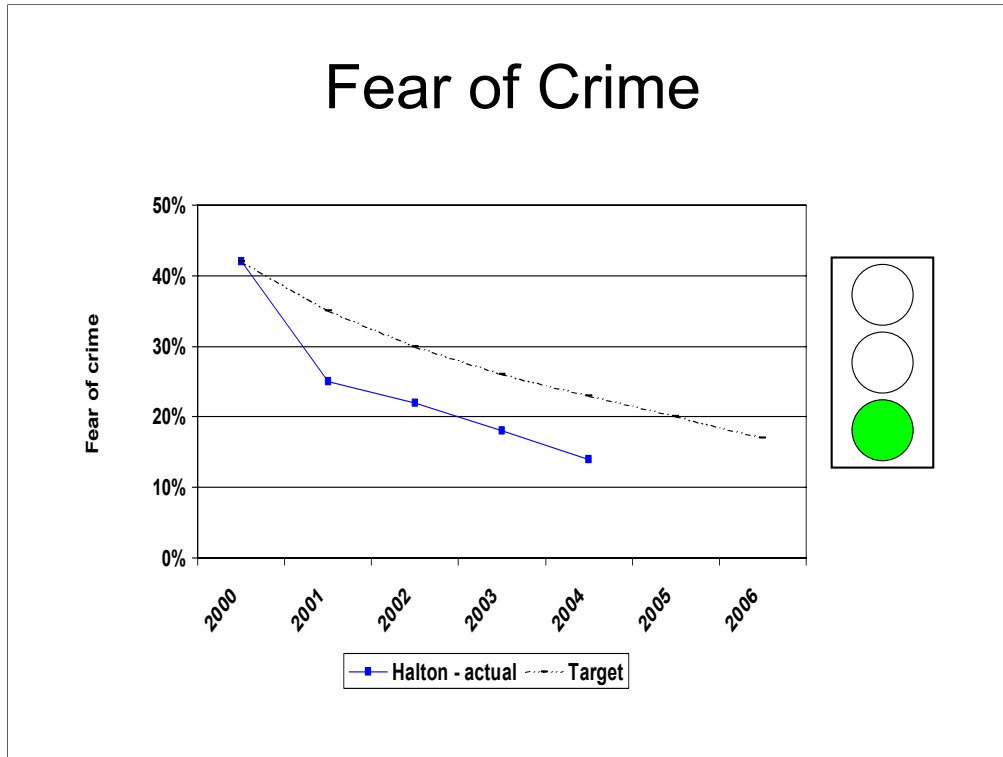
82.3 British Crime Survey comparator crimes per 1,000 population in 2005-06.

Data source(s):

GONW - BCS Tracker Tool.

Rating:

Red – There has been a decrease of 0.98% on the previous year. The number is now 13.22% above target.



Improvement target:

Achieve a 5% reduction in the fear of crime as measured by public opinion surveys, with the people feeling more reassured in relation to community safety.

Government floor target:

Reassure the public, reducing the fear of crime and anti-social behaviour, and building confidence in the criminal justice system without compromising fairness.

Baseline:

42% of survey respondents had a fear of crime in 2000.

Target:

17% of survey respondents have a fear of crime in 2006.

Progress:

14% of survey respondents had a fear of crime in 2004.

Data source(s):

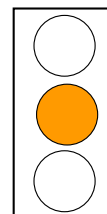
Safer Halton Partnership.

Rating:

Green - No data is available for 2005. However, the available data indicates that the target is on course to be met.

Anti-social Behaviour

- Anti-social Behaviour Strategy and Action Plan produced
- Senior Office Task Group established
- Practitioner groups meet monthly to review cases



Improvement target:

Implement the recommendations of the Anti-social Behaviour Bill.

Government floor target:

Not applicable.

Baseline:

No recommendations implemented.

Target:

Implement the recommendations of the Anti-social Behaviour Bill.

Progress:

- A Senior Officer Anti-social Behaviour Task Group meets regularly to oversee strategy developments and review Anti-social Behaviour Order applications
- Two separate groups of practitioners meet monthly in Widnes and Runcorn to review and decide actions in anti-social behaviour cases
- An audit of anti-social behaviour in Halton was conducted in August 2004 – this process was favourably commented on in the recent Best Value Review
- An Anti-social Behaviour Strategy and Action Plan for Halton has been written
- A combined Crime, Drugs and Anti-social Behaviour strategy has been produced
- Initial work under way to align the Anti-social Behaviour strategy to the Clean Neighbourhoods and Environment Bill (currently before Parliament)

Data source(s):

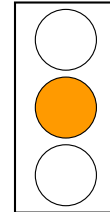
Halton Borough Council.

Rating:

Amber – too soon to assess impact of activities.

Domestic Abuse

- Domestic Abuse Coordinator recruited and strategy agreed.
- Specialist Domestic Violence Court Pilot and DV Enforcement Campaign.
- Support service for victims of DA commissioned.
- Comprehensive Training programme for front line staff rolled out.
- On-going publicity and awareness raising.



Improvement target:

Work in partnership to identify the scale of **Domestic Violence** and hate crime within Halton and to provide a more effective response to hate crime and raise awareness within the community.

Government floor target:

Not applicable.

Baseline:

Not applicable.

Target:

Not applicable.

Progress:

- Local Criminal Justice Board funding of £50,000 awarded for a pilot Domestic Violence Court within Halton by July 2005.
- Additional £25k awarded by GONW to address in domestic abuse service delivery.

Data source(s):

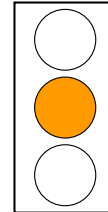
Halton Borough Council.

Rating:

Amber – service infrastructure, workforce development and improved partnership working underway. Work to improve data collation will improve service delivery and inform service commissioning and development.

Hate Crime

- Membership includes Gypsy, Gay and Lesbian, and Health
- Funding proposed for a Racial Policy Manager
- Hate Crime Panel to be an integral sub group in the new Crime and Disorder strategy



Improvement target:

Work in partnership to identify the scale of domestic violence and **Hate Crime** within Halton and to provide a more effective response to hate crime and raise awareness within the community.

Government floor target:

Not applicable.

Baseline:

Not applicable.

Target:

Not applicable.

Progress:

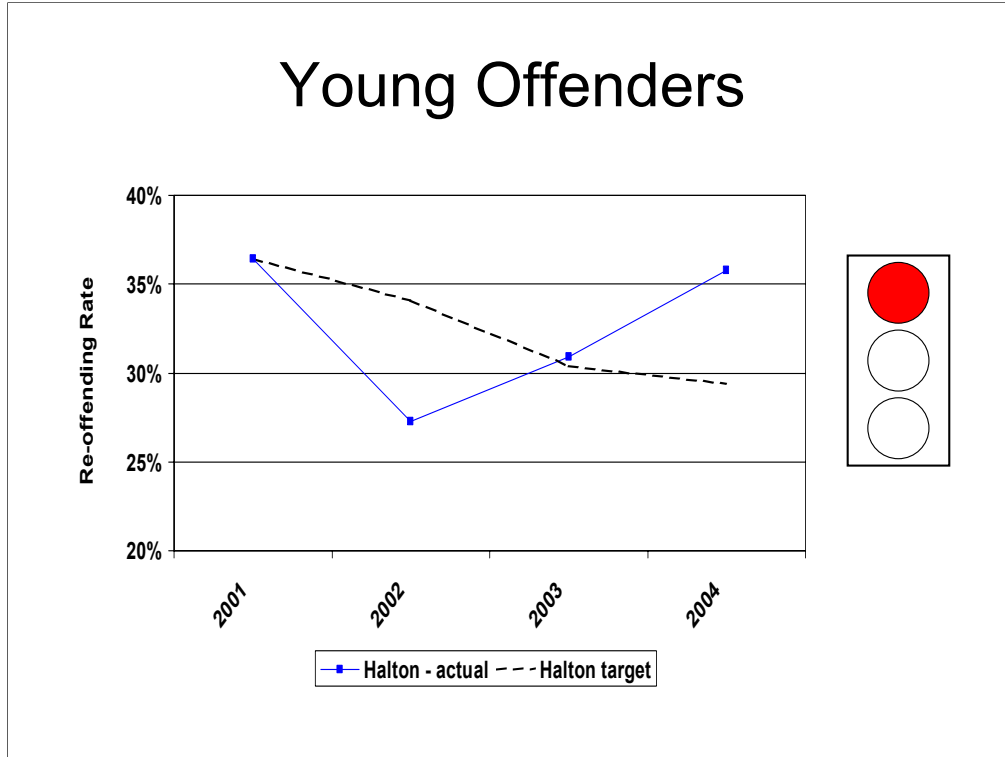
- Extended membership of the Hate Crime Panel includes Gypsy, Gay and Lesbian and other hard to reach groups.
- Work is underway to assess effectiveness of local reporting of Racial Incidents and Hate Crime to the local authority and other partner agencies.
- Domestic Violence Court project implemented across Halton, to streamline the court process for victims of domestic violence, and to offer more effective and robust support for witnesses.
- Robust reporting process in place at Constabulary level for the recording of Racial Incidents and Hate Crime that tracks the offence and offender for initial commission through to the point of charge.

Data source(s):

Halton Borough Council.

Rating:

Amber - Hate Crime panel now meets every two months; Gypsy and Traveller Liaison officer appointed



Improvement target:

Reduce the rate of re-offending of all young offenders from 36.4% in 2001 to 29.4% by 2004.

Government floor target:

Not applicable.

Baseline:

36.4% re-offending rate in 2001.

Target:

29.4% re-offending rate in 2004.

Progress:

35.8% re-offending rate in 2004.

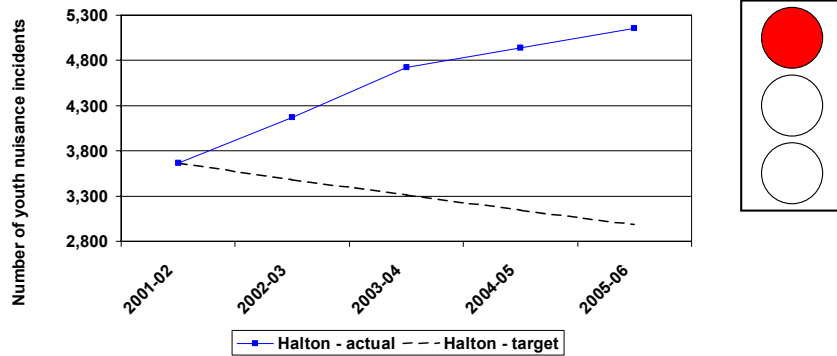
Data source(s):

Halton Borough Council.

Rating:

Red – an increase for the second consecutive year.

Youth Nuisance



Improvement target:

Reduce the number of youth nuisance calls to the police by 5% each year from a baseline figure in 2000.

Government floor target:

Not applicable.

Baseline:

3,666 youth nuisance incidents in 2001-02.

Target:

2,986 youth nuisance incidents in 2005-06.

Progress:

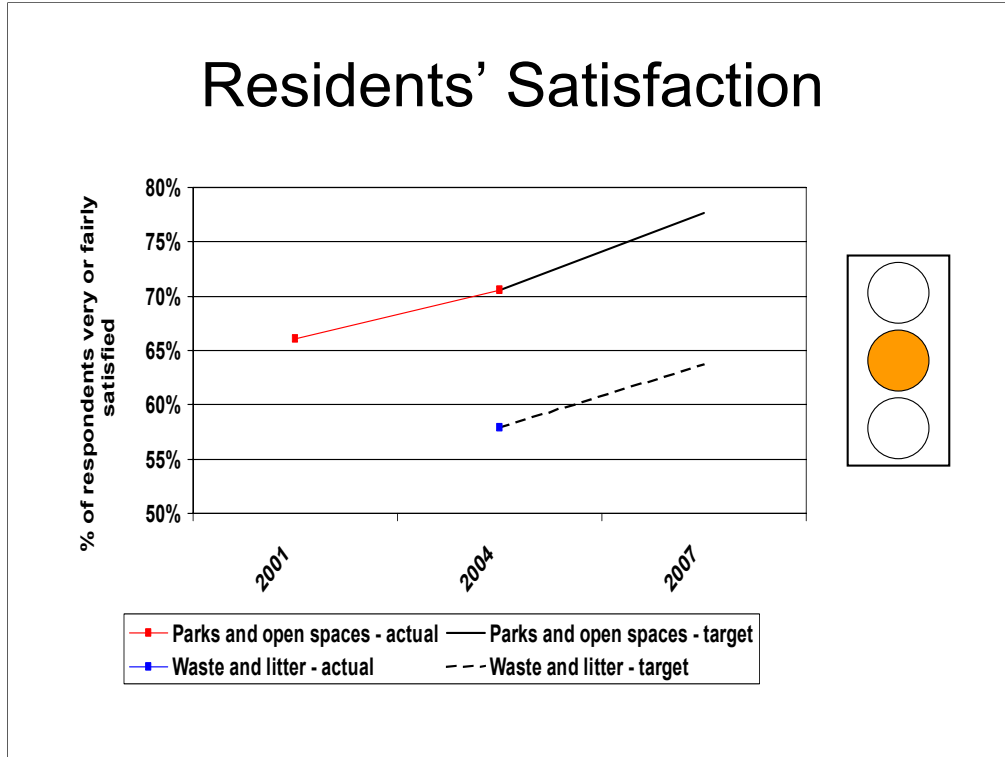
5,156 youth Nuisance incidents in 2005-06.

Data source(s):

Safer Halton Partnership.

Rating:

Red – There has been a 4.62% increase on the previous year. The number is now 72.67 above target.



Improvement target:

Raise the level of residents' overall satisfaction with the attractiveness of the neighbourhood/area where they live by 10% between 2002 and 2006.

Government floor target:

Lead the delivery of cleaner, safer, greener public spaces and improvement of the quality of the built environment in deprived areas and across the country, with measurable improvement by 2008.

Baseline:

70.6% satisfied with parks and open spaces in 2004; 57.9% satisfied with levels of waste and litter in 2004 (measured through Best Value Satisfaction Survey).

Target:

77.7% satisfied with parks and open spaces in 2007; 63.7% satisfied with levels of waste and litter in 2007 (measured through Best Value Satisfaction Survey).

Progress:

Survey conducted on 3 yearly cycle. The next one to be conducted in 2006/07

Data source(s):

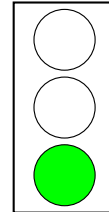
Halton Borough Council.

Rating:

Amber – figures only available for one year for both indicators.

Warden Schemes

- Blue Lamp now operating across all of Halton
- Neighbourhood policing teams introduced
- Participation and Delivery meetings held regularly
- Local Tasking of Blue line in place



Improvement target:

Improve and expand where appropriate neighbourhood management and warden schemes across the Borough, and give enforcement powers in response to the Anti-social Behaviour Bill.

Government floor target:

Not applicable.

Baseline:

Warden schemes operating on several housing estates and in town centres.

Target:

Improve and expand, where appropriate, neighbourhood management and warden schemes.

Progress:

- Blue Lamp scheme operating across Halton. Neighbourhood policing teams introduced across Halton. Participation and Delivery meetings held regularly.
- Local Neighbourhood meetings introduced between Widnes and Runcorn NPU's and other Key Local Stakeholders in order to better serve the local need. [early signs promising]
- Above group responsible for the targeting of Blue Line staff to ensure.
- New Local Service Agreement for Blue Lamp being drafted to ensure that what they are being tasked with is recorded accurately.

Data source(s):

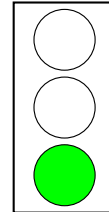
Cheshire Constabulary; Halton Borough Council.

Rating:

Green – expansion plans delivered.

Alleygating Programme

- 243 alleygates installed since 2003
- 63 additional gates installed.
- 142 Alley gate Schemes set up across Halton for 2005-06.
- Alley gates installed in all nominated sites where need identified



Improvement target:

Complete the alleygating programme so that all sites which are appropriate for the installation of alleygates will have them in place by 2005.

Government floor target:

Not applicable.

Baseline:

No alleygates installed.

Target:

Alleygates installed in all appropriate sites.

Progress:

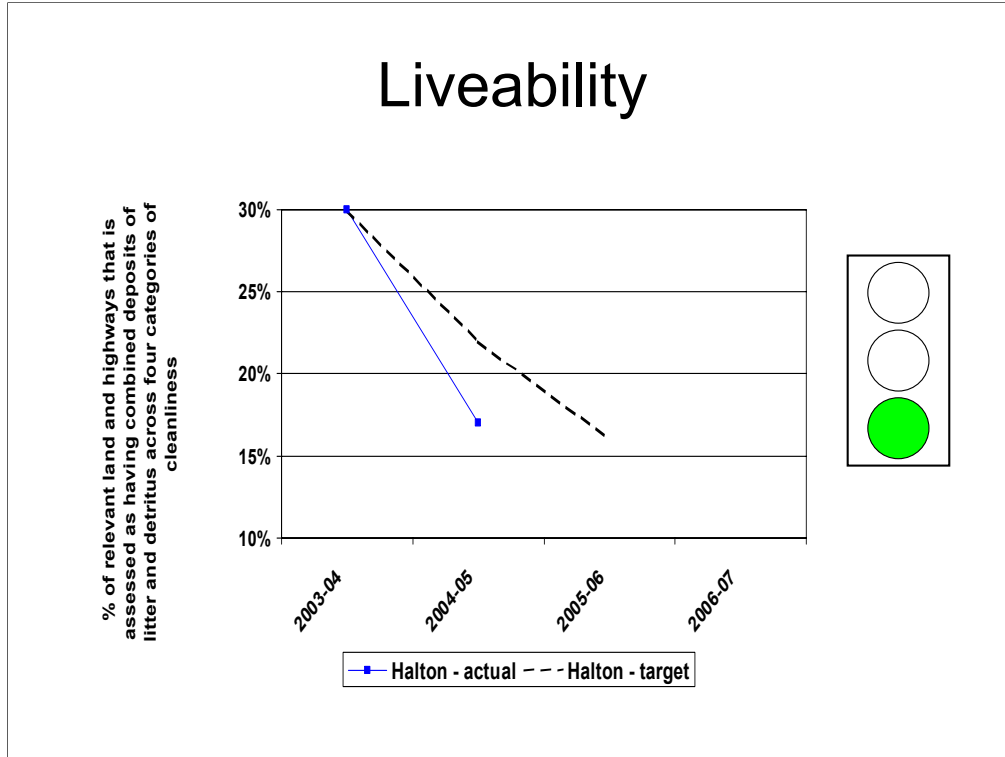
- 243 alleygates installed. Plans for 2005/06 not yet finalised.
- 243 initial gates and 63 additional gates installed since project inception.
- 142 schemes across Halton in total with some schemes owning more than one gate [some have substantially more than one]
- Alley Gates have been installed in all nominated sites where a genuine need has been identified.

Data source(s):

Halton Borough Council.

Rating:

Green



Improvement target:

Not applicable.

Government floor target:

Lead the delivery of cleaner, safer, and greener public spaces and improvement of the quality of the built environment in deprived areas and across the country, with measurable improvement by 2008.

Baseline:

30% of relevant land and highways that is assessed as having combined deposits of litter and detritus across four categories of cleanliness in 2003-04.

Target:

Reduce to 16% for 2005-06.

Progress:

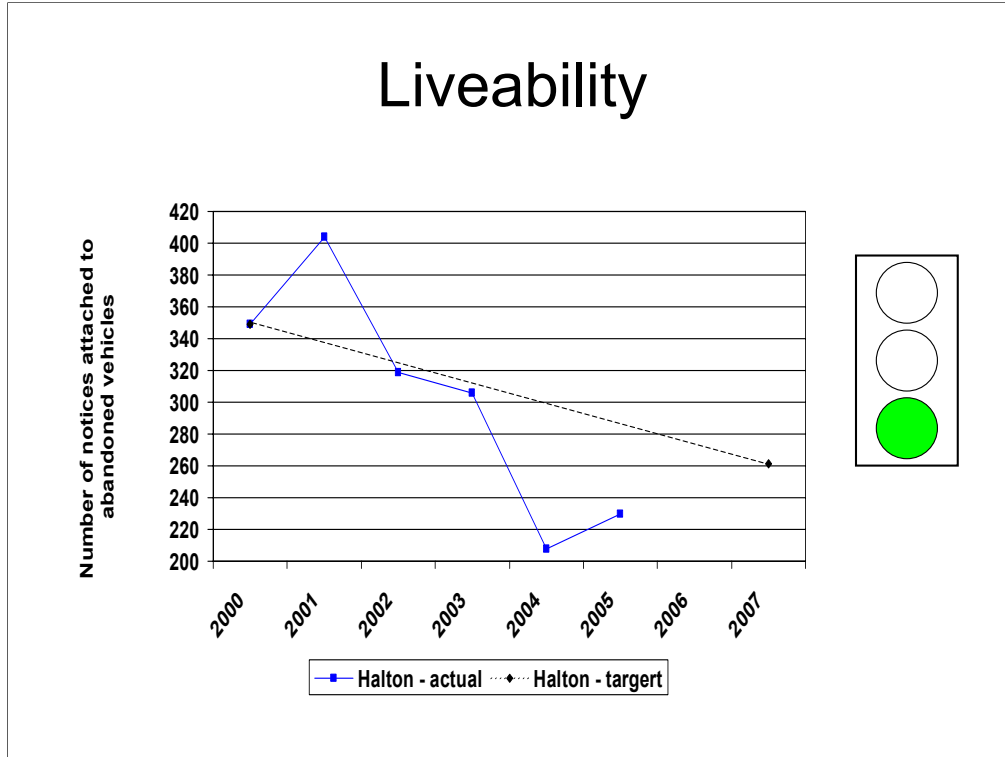
17% in 2004 - 05.

Data source(s):

Office of the Deputy Prime Minister.

Rating:

Green - There has been a 43.3% reduction on the period. The number is below target.



Improvement target:

Not applicable.

Government floor target:

Lead the delivery of cleaner, safer, and greener public spaces and improvement of the quality of the built environment in deprived areas and across the country, with measurable improvement by 2008.

Baseline:

349 Number of notices attached to abandoned vehicles in 2002-03.

Target:

Reduce the number of abandoned vehicles nationally by 25%, and within local authority districts in receipt of Neighbourhood Renewal Fund by 25%, compared to the baseline year 2002-03 by 2007-08.

Progress:

230 notices attached in 2005.

Data source(s):

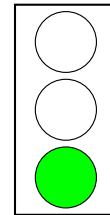
Halton Borough Council.

Rating:

Green – Although there has been a 10.6% increase on the previous year, the number is still below target.

Liveability

- Five Green Flag standard parks in Halton in 2005:
 - Hough Green Park
 - Pickerings Pasture
 - Rock Park
 - Runcorn Hill Park
 - Victoria Park



Improvement target:

Not applicable.

Government floor target:

Lead the delivery of cleaner, safer, and greener public spaces and improvement of the quality of the built environment in deprived areas and across the country, with measurable improvement by 2008.

Baseline:

Four Green Flag Award standard parks or green spaces in Halton in 2004.

Target:

One park or green space in Halton that meets the Green Flag Award standard by 2007-08.

Progress:

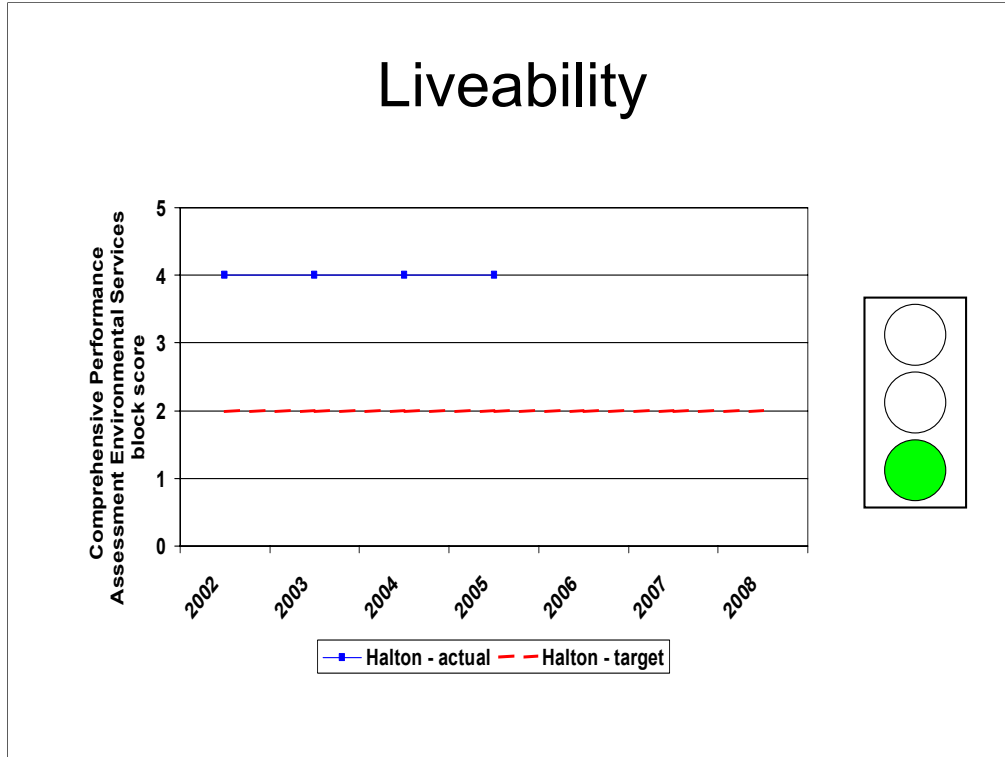
Not applicable.

Data source(s):

Halton Borough Council.

Rating:

Green – One additional Green Flag on the previous year.



Improvement target:

Not applicable.

Government floor target:

Lead the delivery of cleaner, safer, and greener public spaces and improvement of the quality of the built environment in deprived areas and across the country, with measurable improvement by 2008.

Baseline:

Baseline to be set using Comprehensive Performance Assessment results for 2005.

Target:

Achieve a score of two or better for the Environment Services Block of the Comprehensive Performance Assessment by 2008.

Progress:

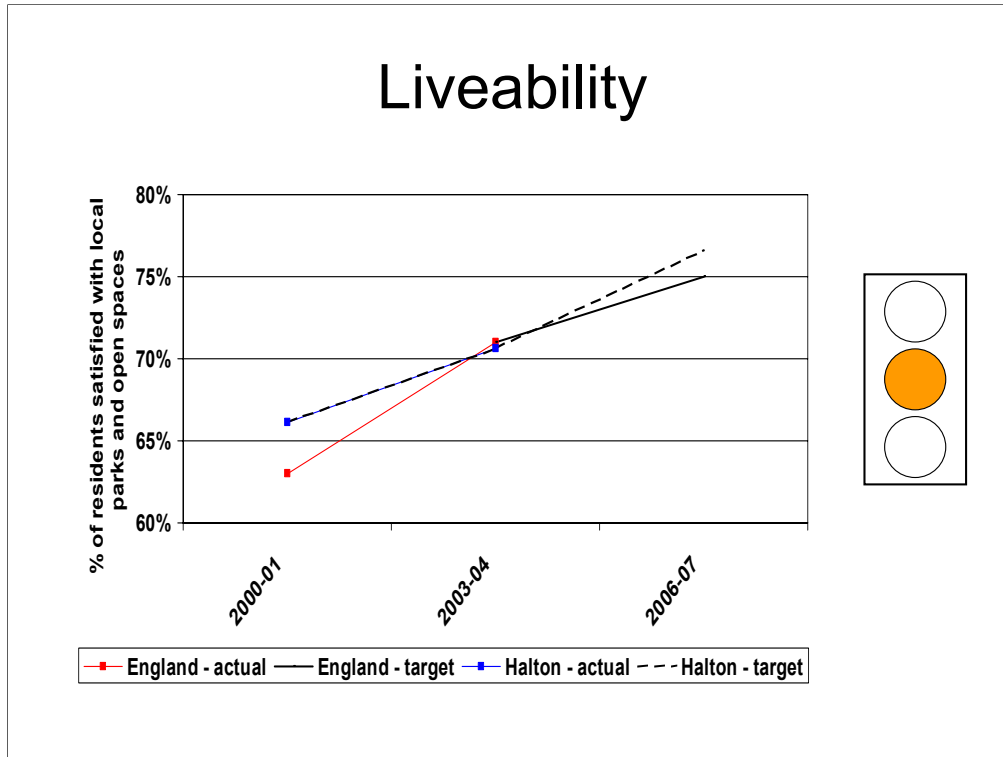
Score of four for the Environment Services Block of the Comprehensive Performance Assessment in 2005 .

Data source(s):

Audit Commission.

Rating:

Green – A CPA four star rating achieved for 2005



Improvement target:

Not applicable.

Government floor target:

Lead the delivery of cleaner, safer, and greener public spaces and improvement of the quality of the built environment in deprived areas and across the country, with measurable improvement by 2008.

Baseline:

66.1% residents satisfied with local parks and open spaces in 2001.

Target:

76.6% residents satisfied with local parks and open spaces in 2007.

Progress:

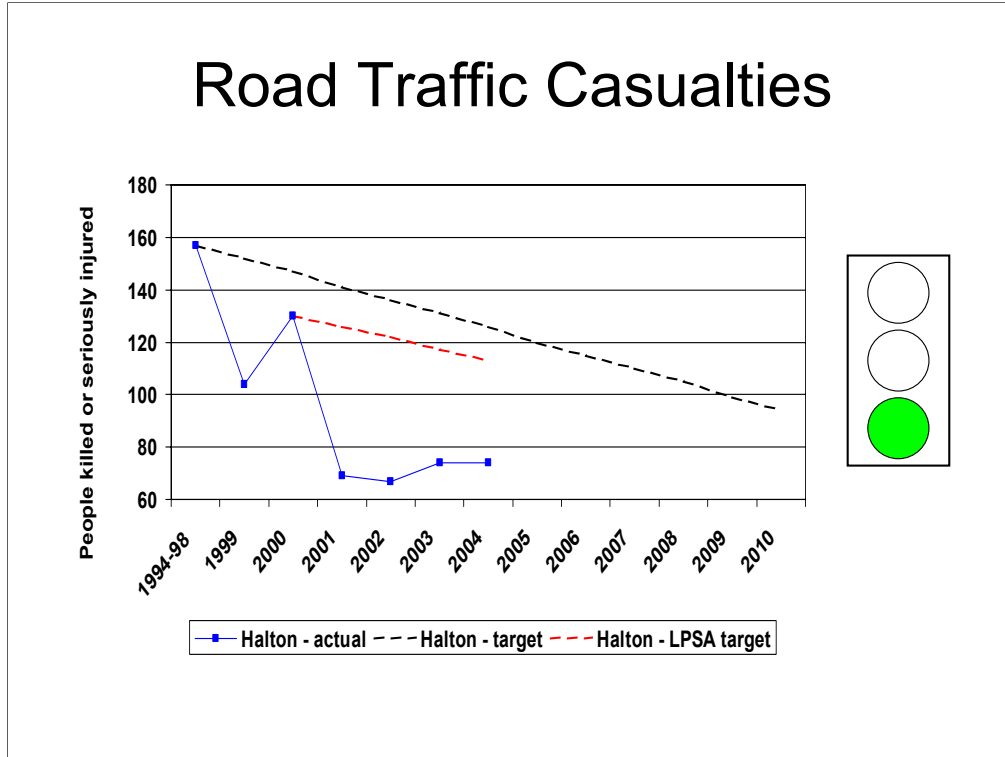
Data collected on a 3 yearly cycle. No new figures available until 2006.

Data source(s):

Halton Borough Council.

Rating:

Amber – There has been a 6.8% increase on the previous period



Improvement target:

Reduce the number of people killed or seriously injured in road crashes from 130 to 113 or less by 2004.

Government floor target:

Reduce the number of people killed or seriously injured in Great Britain in road accidents by 40%, and the number of children killed or seriously injured by 50%, by 2010 compared with the average for 1994-98, tackling the significantly higher incidence in disadvantaged communities.

Baseline:

130 people killed or seriously injured in 2000.

Target:

94 people killed or seriously injured in 2010; 113 people killed or seriously injured in 2004.

Progress:

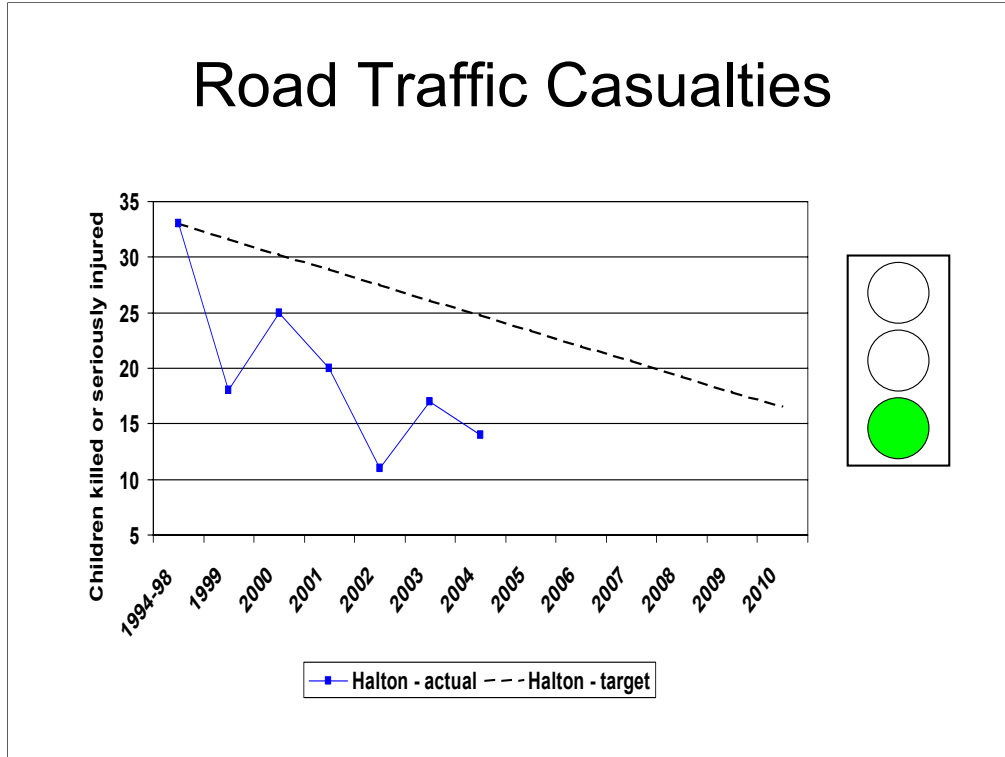
74 people killed or seriously injured in 2004.

Data source(s):

Halton Borough Council.

Rating:

Green – No increase on the previous year. The number remains below target.



Improvement target:

Reduce the number of people killed or seriously injured in road crashes from 126 to 113 or less by 2004.

Government floor target:

Reduce the number of people killed or seriously injured in Great Britain in road accidents by 40%, and the number of children killed or seriously injured by 50%, by 2010 compared with the average for 1994-98, tackling the significantly higher incidence in disadvantaged communities.

Baseline:

33 children killed or seriously injured in 1994-98 (five year average).

Target:

16.5 children killed or seriously injured in 2010.

Progress:

14 children killed or seriously injured in 2004.

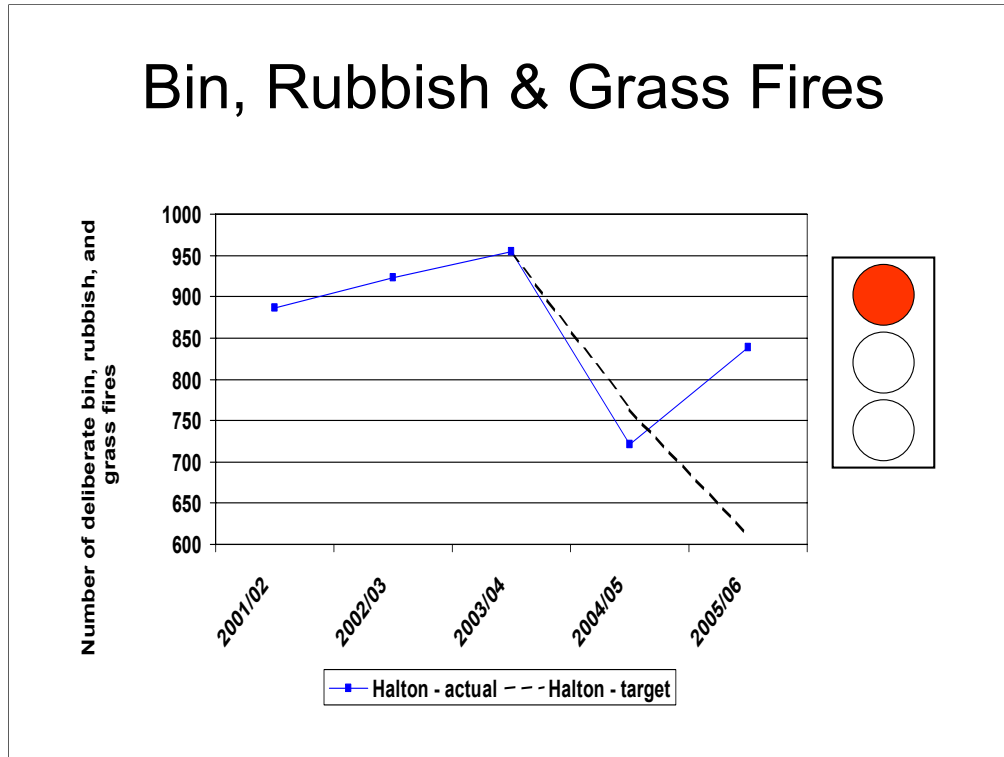
Data source(s):

Halton Borough Council.

Rating:

Green – There has been a 17.65% decrease on the previous year. The number remains below target.

Bin, Rubbish & Grass Fires



Improvement target:

To reduce the numbers of deliberately started bin fires in Halton by 20% annually from 152 in 2003-04 (figures to date) to 98 in 2005-06.

Government floor target:

Not applicable.

Baseline:

955 deliberate bin, grass, and rubbish fires in 2003-04.

Target:

611 deliberate bin, grass, and rubbish fires in 2005-06.

Progress:

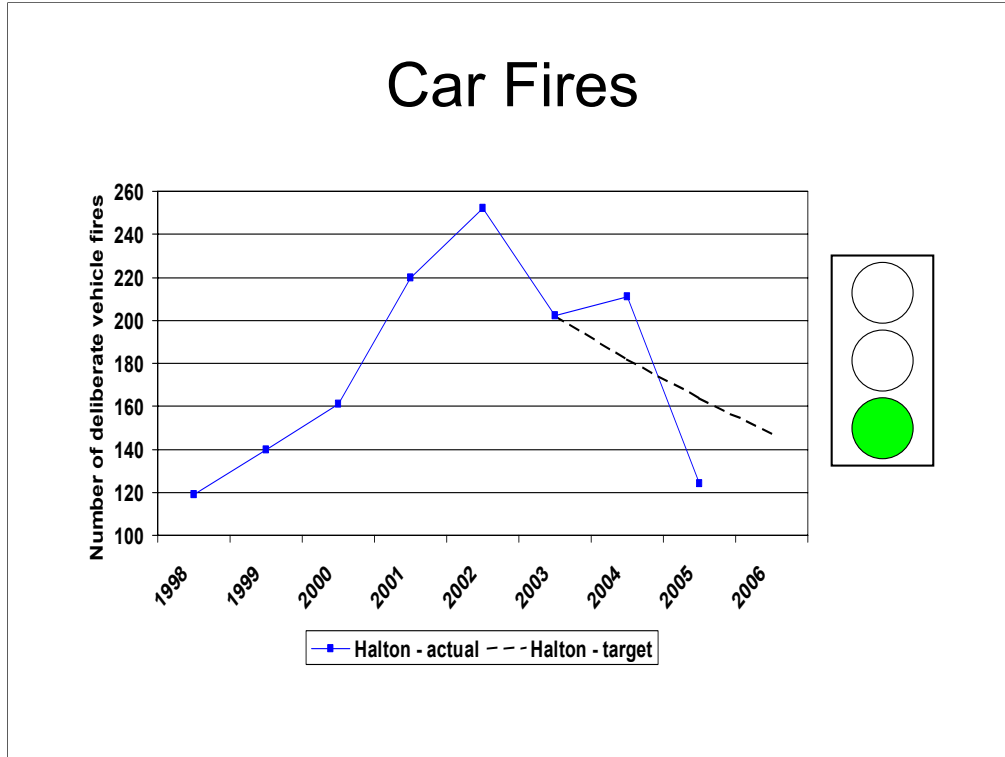
839 deliberate bin, grass, and rubbish fires in 2005-06.

Data source(s):

Cheshire Fire Service.

Rating:

Red – There has been a 16.3% increase on the previous year. The number is 37.3% above target.



Improvement target:

To reduce the numbers of deliberately started car fires in Halton by 10% annually from 132 in 2003-04 (figures to date) to 99 in 2005-06.

Government floor target:

Not applicable.

Baseline:

2002 deliberate vehicle fires in 2003.

Target:

147 deliberate vehicle fires in 2006.

Progress:

124 deliberate vehicle fires in 2005.

Data source(s):

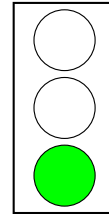
Cheshire Fire Service.

Rating:

Green – There has been a 41.2% decrease on the previous year. The number is 32.2% below the target.

Fire Fatalities

- No fire fatalities in Halton in 2002, 2003, 2004 and 2005



Improvement target:

Not applicable.

Government floor target:

No local fire and rescue authority having a fatality rate, from accidental fires in the home, no more than 1.25 times the national average by 2010.

Baseline:

Not applicable.

Target:

Fatality rate less than 1.25 times the national average by 2010.

Progress:

No fire fatalities in Halton in 2002, 2003, 2004 or 2005.

Data source(s):

Cheshire Fire Service.

Rating:

Green – no fatalities in the last four years.