



A Local Area Agreement For Halton

June 2008 – April 2011

Annual Progress Report

2008 - 09

Version control

Version	Date	Revision	
1.0	15.05.09	Original version	
2.0	18.05.09	Addition of supporting text for NI's 33, 80, and 87	
3.0	20.05.09	NI 87	Insertion of 2011 Target associated RAG symbol and revision to supporting commentary
		NI120	Revision of female baseline and 2008 / 09 Target figures.
4.0	29.05.09	NI 8	Update to commentary
		NI 39	Updated data and commentary
		NI 40	Updated data and commentary
		NI115	Updated data and commentary
		NI120	Amendment to data

Document Originator (Halton Borough Council)	Mike Foy Senior Performance Management Officer Tel 0151 471 7390 / Internal extension 1177 mike.foy@halton.gov.uk
---	--

This report provides a summary of progress in relation to the achievement of targets for Halton Local Area Agreement.

It provides both a snapshot of performance at 2008 – 09 year-end and a projection of expected levels of performance to the period 2011.

The following traffic light convention has been adopted to illustrate both current and projected performance in relation to each of those measures and targets within the LAA.

Traffic light convention 2008 / 09



2008 – 09 target has been achieved or exceeded.



2008 – 09 target has not been achieved

Traffic light convention for 2011 projection



2011 target is likely to be achieved or exceeded.



The achievement of the 2011 target is questionable



2011 target is highly unlikely to be / will not be achieved.

The following indicators are not included within this performance report:

NI	Description	Reason
124	People with a long-term condition supported to be independent and in control of their condition	Deleted from LAA from 2009
150	Adults in contact with secondary mental health services in employment	Deferred until 2010 LAA refresh
5	Overall satisfaction with the area	Survey Based Data. Next survey to be undertaken in 2010.
7	Environment for a thriving third sector	
17	Perceptions of anti-social behaviour	
20	Assault with injury crime rate	Finalised June 2009, to be introduced 2009/10
173	People falling out of work and on to incapacity benefits	Deleted from LAA 2009
175	Access to services and facilities by public transport walking and cycling	Data not available 2008/09
95	Proportion progressing by 2 levels in KS3 English	Data presently unavailable
96	Proportion progressing by 2 levels in KS3 Maths	Data presently unavailable

Performance Overview

HEALTHY HALTON

Page	NI Ref	Descriptor	08/09 Target	2011 Target
6	8	Adult participation in sport		
6	120	All-age cause mortality		
7	123	16+ Smoking rate prevalence	N/A	
7	139	People > 65 who say that they receive the information, assistance and support needed to exercise choice and control to live independently	N/A	
8	142	Number of vulnerable people supported to maintain independent living		

CHILDREN & YOUNG PEOPLE

9	72	Early years foundation stage attainment		
9	73	Proportion achieving level 4 at KS2 in both English and Maths		
9	74	Proportion achieving level 5 at KS3 in both English and maths		
10	75	Proportion achieving 5 A-C GCSE's including English and Maths		
10	83	Proportion achieving level 5 at KS3 in Science		
10	87	Secondary school persistence absence rate		N/A
11	92	Achievement Gap at Early Years Foundation Stage		
11	93	Proportion progressing by 2 levels at KS2 in English		
12	94	Proportion progressing by 2 levels at KS2 in Maths		
13	97	Proportion progressing by 2 levels at KS4 in English		
13	98	Proportion progressing by 2 levels at KS4 in Maths		
13	99	Proportion of children in care achieving level 4 at KS2 English		
14	100	Proportion of children in care achieving level 4 at KS2 Maths		
14	101	Proportion of children in care achieving 5 A – C GCSE's		
15	53	Prevalence of breastfeeding at 6 – 8 weeks from birth		
15	56	Obesity among primary school age children in Year 6	N/A	N/A
16	63	Stability of placements of looked after children		
16	80	Achievement of a Level 3 qualification at age 19		N/A
17	111	First time entrants to Youth Justice System		
18	112	Under 18 conception rate		
19	115	Substance misuse by young people	N/A	

CHILDREN & YOUNG PEOPLE cont'd

Page	NI Ref	Descriptor	08/09 Target	2011 Target
20	116	Proportion of children in poverty		
21	117	16 – 18 Year olds not in education, training or employment		

SAFER HALTON

22	16	Serious acquisitive crime rate		
23	30	Re-offending rate of prolific and priority offenders		
24	32	Repeat incidents of domestic violence	N/A	
24	33	Arson incidents		
26	39	Alcohol related hospital admission rates		
26	40	Drug users in effective treatment		

EMPLOYMENT, LEARNING AND SKILLS



27	153	Working age people claiming out of work benefits in the worst performing neighbourhoods		
27	163	Working age population qualified to at least Level 2 or higher.	N/A	
28	171	VAT Registration rate	N/A	

URBAN RENEWAL

29	154	Net additional homes provided		
30	186	Per Capita CO2 Emissions in LA area	N/A	
31	192	Household waste collected and recycled		

HEALTHY HALTON

NI 8 Adult participation in sport

Baseline 2007 – 08	2008 - 09			2011	
	Target	Actual	Progress	Target	Projected
20.13% (2006)	22.13%	18.5%		24.13%	





Supporting information / commentary

Although RAG status is Red, the percentage has decreased. Sport England have stated no statistically significant change due to small sample size. December 2009 outturn will have statistical significance. Sport England do have confidence in Halton achieving next target due to local action plan and partnership approach.

Sports Participation and Sports Volunteer & Club Development Projects have achieved the majority of Year 1 targets. These projects will continue in the coming year, they aim to increase participation and are the focus for new community intervention. In addition In Pursuit of Sport programme attracted over 100 applications from community groups/individuals wanting to try a sport for the first time or increase activity within its current membership. (This project will be fully evaluated in the next quarter with a view to making a similar offer over the summer months). The introduction on 1st April of free swimming for those aged 60 and over should have a positive effect on this indicator. The following proxy indicators can be introduced and progress can be measured quarterly against 31st March 09 baseline.

- 1) Increase usage at Kingsway Leisure Centre; Brookvale Recreation Centre and Runcorn Swimming Pool by at least 1%
- 2) Number of free swims for those aged 60 and over &
- 3) Number of Leisure Cards issued.

NI 120 All-age all cause mortality


Baseline 2007 – 08	2008 - 09			2011	
	Target	Actual	Progress	Target	Projected
Male - 906	805	874		755	
Fem - 673	607	665.7 (2008 data)		574	

Supporting information / commentary

HEALTHY HALTON

Jan-Dec 2008 data. The PCT has had a visit by the National Support Team for Health Inequalities and the recommendations are currently being implemented by the PCT & this will include making impact on the 2010 targets for circulatory, cancer and all age all cause mortality. The plans behind the workstreams are being developed and will be implemented during 2009/10.


NI 123 16+ current smoking rate prevalence

Baseline 2007 – 08	2008 - 09			2011	
	Target	Actual	Progress	Target	Projected
914	1038 per 100,000	687	Refer comment	1128	

Supporting information / commentary

Still awaiting return of data from GPs, pharmacies, SUPPORT to carry out follow ups etc and smoking cessation service (SUPPORT) have provided a deadline of mid May for these figures. The final 08/09 data should be available in June. Comprehensive tobacco control model developed following NICE and Smoke Free NW Guidance. To be implemented over 4 years.

NI 139 People over 65 who say that they receive the information, assistance and support needed to exercise choice and control to live independently

Baseline 2007 – 08	2008 - 09			2011	
	Target	Actual	Progress	Target	Projected
30.4% (2008 survey)	N/A	30.4% (recorded in 2009 Place Survey)	Refer comment	32.8%	

Supporting information / commentary

No target for 08/09, target of 32.8% for 09/10 – Action plan started to meet targets.



It is proposed that it is a stipulation of Voluntary Sector contracts that they must regularly collect data and demonstrate impact in relation to this NI, such as recording of service user feedback, to gain broader spectrum of perception data available.

Action Plan being developed in line with identifying other measures of this

HEALTHY HALTON

indicator

NI 142 Number of vulnerable people supported to maintain independent living

Baseline 2007 – 08	2008 - 09			2011	
	Target	Actual	Progress	Target	Projected
98.17%	98.51%	98.09%		99.04%	

Supporting information / commentary

Majority of services performing above or to target.

It was agreed by GONW that services within the indicator would be disaggregated to show a more representative picture as there was underperformance in a particular service area, i.e. teenage pregnancy, that reflected in the overall performance.

An action plan was put in place with on going monitoring with new collection and recording methods introduced by Provider with action plan to enable a robust process.

Risk assessment carried out on OP services to identify reasons for increased level of voids and impact on performance data.

Monitoring visits have been arranged to check performance of service and reporting methods for NI 142.

Quarterly training to be provided to maintain accurate data collection and recording - In conjunction with HBC Training Department, external trainers have been engaged to provide a one off complete overview of performance requirements including collection and recording. This along with support from the SP Team should ensure a rise in the quality of information provided. An assessment of further training needs will be made following the first submission after the training.



Monitoring of the performance workbooks is to be stepped up by the SP team. Service monitoring visits to include an audit of performance data collection and recording methods.

HEALTHY HALTON

Providers have been reminded of Targets for Q4 2008/09. A letter has been sent to all Providers informing them of 2009/10 performance targets, this will be reiterated again during the quarter.

CHILDREN & YOUNG PEOPLE



NI 72 | Early Years Foundation Stage Attainment

Baseline 2007 – 08	2008 - 09			2011	
	Target	Actual	Progress	Target	Projected
43.9%	44.8%	45.4% (2007/08 school year)		49%	

Supporting information / commentary

Good Progress has been made and the target exceeded. If the current rate of increase continues of 1.5% we should be in reach of the 2011 target.



NI 73 | Proportion achieving L4+ at KS2 in both English & Maths

Baseline 2007 – 08	2008 - 09			2011	
	Target	Actual	Progress	Target	Projected
71.7%	N/A	76% (2007/08 school year)		77%	

Supporting information / commentary

Excellent progress has been achieved in the last year.

NI 74 | Proportion achieving L5+ at KS3 in both English & Maths



Baseline 2007 – 08	2008 - 09			2011	
	Target	Actual	Progress	Target	Projected
62%	N/A	63.6%		74%	

Supporting information / commentary

Good Progress has been made in this Indicator. From 2009, KS3 assessment will no longer rely on testing and this indicator has now been deleted from the National Indicator Set

CHILDREN & YOUNG PEOPLE



NI 75 Proportion achieving 5 A*-C GCSE including English and Maths

Baseline 2007 – 08	2008 - 09			2011	
	Target	Actual	Progress	Target	Projected
41.1%	44%	49.2% (2007/08 school year)		49%	

Supporting information / commentary

Major improvement to 49.2% well in excess of the target for the year of 44%.



NI 83 Proportion achieving L5+ at KS3 in Science

Baseline 2007 – 08	2008 - 09			2011	
	Target	Actual	Progress	Target	Projected
68%	74%	68.4%		80%	

Supporting information / commentary

Performance remained stable below the target figure. This makes the 2011 target more unlikely to be achieved. This measure has now been deleted from the National Indicator Data Set following the discontinuation of KS3 assessments.

NI 87 Secondary School persistent absence rate



Baseline 2007 – 08	2008 - 09			2011	
	Target	Actual	Progress	Target	Projected
7.2% (2006/07 school year)	9% (half days missed)	6.4% (2007/08 school year)		5%	

Supporting information / commentary

Performance in 2008/09 exceeded target and performance remains on track for 2011 target to be achieved.

CHILDREN & YOUNG PEOPLE

NI 92 Achievement Gap at Early Years Foundation Stage

Baseline 2007 – 08	2008 - 09			2011	
	Target	Actual	Progress	Target	Projected
33.8% (LA % gap between median and bottom 20%)	31.7%	30.4% (2007/08 school year)		30.25%	



Supporting information / commentary

The early years are crucial to chances of later success – children who achieve well in the early years are much more likely to be successful in future education and in later life.

A focus on narrowing the gaps between the lowest achieving and the rest is the best way to ensure that all children regardless of background are able to reach their potential and that those at risk of poor outcomes are given as much help and support as possible.

Due to the work focused on Early Years attainment, the gap between the median Foundation Stage Profile score of all children locally and the mean score of the lowest achieving 20% of children locally, as a percentage of the median score of all children locally has decreased and has nearly reached the target for 2011.

NI 93 Proportion progressing by two levels at KS2 in English

Baseline 2007 – 08	2008 - 09			2011	
	Target	Actual	Progress	Target	Projected
63.1%	N/A	85.0%		89%	

Supporting information / commentary

Good Progress has been made on this target and reflects continued improvement in Primary Schools. Performance at Key Stage (KS) 2 is a very strong indicator for expected performance at KS4 (5 A*-C including English and Maths).



Continued overleaf

CHILDREN & YOUNG PEOPLE

Without this indicator at age 11, the risks to performance at the end of compulsory schooling would be very substantial. English is a core National Curriculum subject and one of the building blocks for the curriculum generally.

For pupils not achieving expected levels at the end of KS2 it is nevertheless important that they also make 2 levels progress where possible. This indicator not only ensures that schools and local authorities are concentrating on pupils capable of reaching level 4 or above but also enables recognition to be given where pupils do not reach level 4 but still make exceptional progress.

NI 94 | Proportion progressing by two levels at KS2 in Maths

Baseline 2007 – 08	2008 - 09			2011	
	Target	Actual	Progress	Target	Projected
61.4%	N/A	81.0%		87%	



Supporting information / commentary

There has been a 20% increase from the 07/08 baseline and the indicator is on course to achieve the 2011 target. Performance at Key Stage (KS) 2 is a very strong indicator for expected performance at KS4 (5 A*-C including English and Maths). Without this indicator at age 11, the risks to performance at the end of compulsory schooling would be very substantial.

Maths is a core National Curriculum subject and one of the building blocks for the curriculum generally. For pupils not achieving expected levels at the end of KS2 it is nevertheless important that they also make 2 levels progress where possible. This indicator not only ensures that schools and LAs are concentrating on pupils capable of reaching level 4 but also enables recognition to be given where pupils do not reach level 4 but still make exceptional progress.

CHILDREN & YOUNG PEOPLE



NI 97 | Proportion progressing by two levels at KS4 in English

Baseline 2007 – 08	2008 - 09			2011	
	Target	Actual	Progress	Target	Projected
59% (KS3 to KS4 – 885 out of 1505)	N/A	62%		73%	

Supporting information / commentary

Progress has been made from the 07/08 baseline. However if the current rate of improvement continues (+3%) It is unlikely we will meet the target of 73%. This indicator has now been deleted from the National Indicator Set following the discontinuation of KS3 Assessments.



NI 98 | Proportion progressing by two levels at KS4 in Maths

Baseline 2007 – 08	2008 - 09			2011	
	Target	Actual	Progress	Target	Projected
26% (395 out of 1525)	N/A	24%		32%	

Supporting information / commentary

This indicator reflects the number of pupils at the end of KS4 making 2 levels progress in Maths between KS3 and KS4, as a percentage of the number of pupils at the end of KS4. This indicator has declined from the baseline.

NI 99 | Proportion of CiC achieving Level 4 at KS2 in English

Baseline 2007 – 08	2008 - 09			2011	
	Target	Actual	Progress	Target	Projected
100% (6 out of 6)	50%	50%		37.5%	

Supporting information / commentary

There were only 4 children in the KS2 cohort, 2 of whom attained level 4 at English.

CHILDREN & YOUNG PEOPLE

NI 100 | Proportion of CiC achieving Level 4 at KS2 in Maths

Baseline 2007 – 08	2008 - 09			2011	
	Target	Actual	Progress	Target	Projected
83% (5 out of 6)	50%	25%		37.5%	

Supporting information / commentary

There were only 4 children in the KS2 cohort of whom 1 achieved Level 4 Maths.

NI 101 | Proportion of CiC achieving 5 A*-C GCSE



Baseline 2007 – 08	2008 - 09			2011	
	Target	Actual	Progress	Target	Projected
12.5% (1 out of 8)	18.75%	18%		25%	

Supporting information / commentary

There were 17 young people in the cohort, 9 boys and 8 girls. Of this group 8 young people had a statement of SEN, with a further 3 being at School Action and 2 being at School Action Plus on the SEN Code of Practice. 18% of the cohort achieved at least 5 A* - C GCSEs including English and Maths. This was broadly in line with expectations for the cohort and 2 young people achieved higher results than expected.

CHILDREN & YOUNG PEOPLE


NI 53 Prevalence of breastfeeding at 6 – 8 weeks from birth

Baseline 2007 – 08	2008 - 09			2011	
	Target	Actual	Progress	Target	Projected
12.1% (Q.2 2008)	18% (indicative, will be refreshed 09/10)	14%		23% (indicative, will be refreshed 09/10)	

Supporting information / commentary

Performance is lower than target. This is a result of lower uptake of breastfeeding and drop off in breastfeeding from in first few days and weeks following birth. 3 breastfeeding support groups in place with a resource pack outlining support developed. 25 premises undergoing assessment for Baby welcome award being delivered through local parents managed by the King's Cross project. Health visitors are providing more intensive support in first few weeks. Maternity support workers are now providing support to breastfeeding mothers up to 6 weeks. Get Closer campaign is being rolled out to Runcorn. Early Years premises award rolled out in Halton. Nutritional training for people in early years took place in January 09. Advanced training for midwives and health visitors planned but not yet taken place.

NI 56 Obesity among primary school age children in Year 6



Baseline 2007 – 08	2008 - 09			2011	
	Target	Actual	Progress	Target	Projected
22.4%	21.3%	Refer Comment		21.3%	

Supporting information / commentary

Data will be unavailable for this target until July 2009. Substantial resource has been identified within the Commissioning Strategic Plan for childhood obesity. The PCT is currently tendering for services to enable us to meet this target.

CHILDREN & YOUNG PEOPLE


NI 63 | Stability of placements of looked after children

Baseline 2007 – 08	2008 - 09			2011	
	Target	Actual	Progress	Target	Projected
69%	73%	65.22%		81.5%	

Supporting information / commentary

Placement stability has not remained static for the last two quarters and continues to be an area of focus. A wide range of resources and services can impact on this issue - access to health services, education provision, support services, finance, advice and guidance - and the CiC Partnership Board continues to work with all agencies to ensure that access to appropriate services is possible for children and their carers.

NI 80 | Achievement of a Level 3 qualification by the age of 19



Baseline 2007 – 08	2008 - 09			2011	
	Target	Actual	Progress	Target	Projected
33.5% (2006/07)	38.9%	33.0%		42.22% (PSA) 54%	

Supporting information / commentary

Although the 2008 - 09 target for this measure has not been achieved future performance will be positively influenced as a result of improved level 2 performance beginning to impact and a change to administrative arrangements for post 16 educational provision being implemented.

CHILDREN & YOUNG PEOPLE

NI 111 | First time entrants to the Youth Justice System aged 10-17

Baseline 2007 – 08	2008 - 09			2011	
	Target	Actual	Progress	Target	Projected
1960 <small>(rate per 100,000) (249)</small>	1875 <small>(rate per 100,000) (239)</small>	196		1836 <small>(rate per 100,000) (234)</small>	

Supporting information / commentary



The target for 2011 will be achieved by maintaining the actual figures from 2008/09. The adoption of early intervention projects such as YISP, Operation Stay Safe, alongside Cheshire Constabulary's commitment to restorative justice have all had a positive impact upon performance.

In addition, the Constabulary are no longer subject to targets which encouraged the criminalisation of young people inappropriately. The FTE target is also monitored through the Cheshire Criminal Justice Board Performance Improvement Meetings which are held bi-monthly at Cheshire Police HQ, thereby ensuring all partners in the Criminal Justice System are focussing on the need to restrict First Time Entrants.

Gareth Jones, Head of Service at the YOT is also a member of the Cheshire Criminal Justice Board as well as local strategic partnerships i.e. Children's Trust, Safer Halton Partnership etc. and he continues to monitor the FTE target.

CHILDREN & YOUNG PEOPLE

NI 112 | Under 18 conception rate

Baseline 2007 – 08	2008 - 09			2011	
	Target	Actual	Progress	Target	Projected
3.6% (2006 baseline, change from 1998)	-27% (change from 1998)	49.1%		-55% (change from 1998)	

Supporting information / commentary

Halton's conception rate for under 18s continues to be an issue. Since the baseline was established in 1998 we have seen a fluctuating picture in the nos. of conceptions reported and there has been no sustainable reduction over time. In fact the recent increase puts Halton as the 7th worst performing local authority area in the country.

In February 2009, ONS released data which covered the calendar year for 2007. This showed that since 1998 rates have increased in Halton by 49.1%, rates have increased from 2006 (48.8 per 1000, 125 actual) to 2007 (70.3 per 1000, 179 actual).

In order to reach our target by 2010 we need to see a reduction of 125 conceptions. In light of this, a number of areas have been progressed. These include:

Halton will be using Strategic Health Authority contraception funding to improve access to services

Increase support to parents through greater investment in the Teenage pregnancy support team

Development of a Teenage Pregnancy strategic group across the PCT footprint

Further development of the condom distribution scheme across the Borough Identified links between alcohol and teenage pregnancy and use information to commission services

Development of Teenage drop in clinics and a dedicated young persons outreach service

Use of the 'your welcome criteria' quality standards across service delivery
Implementation of consultation feedback



Development of evaluation tools across services

Completion of the PCT sexual health audit and commitment to increase investment by improved commissioning in light of sexual health review

Development of peer 2 peer programme in college

CHILDREN & YOUNG PEOPLE

NI 115 | Substance misuse by young people

Baseline 2007 – 08	2008 - 09			2011	
	Target	Actual	Progress	Target	Projected
12.6%	50	152		9.8%	



Supporting information / commentary

The original target of 50 for 2008/09 was exceeded with 152 actually accessing. However in January 2009, the regional adviser for GO-NW informed the LA that the target has changed in relation to the "Tell Us" survey. Within the survey, young people report substance misuse within the last 4 weeks and for 2008/09, 12.8% of the young people who completed the survey report substance misuse within 4 weeks therefore our new target for 2009/10 is 9.8%. Data will only be available on an annual basis. We will be measured locally on how many young people report as using a substance within the "tell Us "survey undertaken within secondary schools. Performance this quarter has been extremely positive with 32 young people accessing our specialist treatment service. In addition there has been a wealth of activity undertaken including the development of an mobile outreach service. This service will target our "hotspot" areas across Halton where young people gather on Friday & Saturdays.

The service is to be co-ordinated by Young Addaction but actual delivery off the mobile will be multi agency, this will ensure young people within our vulnerable communities will receive the appropriate advice, information and support to meet their needs. Finally Halton's Young people Substance Misuse Treatment Plan was signed off by the National Treatment Agency and GONW the LA received positive endorsement of the plan from the National Treatment Agency for Substance Misuse and was commended for its high quality.

CHILDREN & YOUNG PEOPLE

NI 116 | Proportion of children in poverty

Baseline 2007 – 08	2008 - 09			2011	
	Target	Actual	Progress	Target	Projected
27%	26%	Refer Comment		24.2%	

Supporting information / commentary

The measurement of this indicator is under review by GONW.

The current measures use benefit claim rates and as such this important NI is intrinsically linked to NI153.

Progress using latest MI available to DWP

This indicator is under JSA Halton April 2008 = 2493 - March 09 = 4501 an increase of 81%.

Employment rate 70.4% Dec 07 – 70.0% March 08.

Working Age People not working:

May 2008 =16,002 = 21.2% working age population (this figure has increased substantially)



Latest Job Outcome Target figures for DWP at September 08 = 1978 some 83.9% of 08/09 profile target.

Given the economic downturn the likelihood of achieving this NI target over 3 years is substantially reduced.

The ELS SSP will continue to maximise partnership resources including the WNF to support priority group working age customers from deprived wards into sustainable employment and therefore the effect upon dependent children.

CHILDREN & YOUNG PEOPLE

NI 117 | 16-18 year old not in education, training or employment

Baseline 2007 – 08	2008 - 09			2011	
	Target	Actual	Progress	Target	Projected
11.5%	9.9%	13.2% (2008)		7.7%	

Supporting information / commentary



Halton has had a long-standing difficulty in keeping young people in EET (Education, Employment and Training), with the % of young people in NEET being among the highest in the country. Despite efforts to address this issue, progress has been limited/marginal. Information from the Halton Economic Development and Tourism Review (2008) states that the distribution of high and low unemployment is broadly the same in 2008 as it was in 1998, showing little change in deprivation levels. There is also a high correlation between NEET and adult unemployment geographical concentrations showing a high risk of an intergenerational legacy, which poses issues with cultural change and entrenched views on employment and educational attainment that are hard to break.

Incentive based re-engagement initiatives are supporting young people into EET e.g. Activity Agreement Pilot – a national pilot that is being delivered across Merseyside (including Halton). Dedicated targeted support (e.g. work with teenage parents) can make an impact alongside universal youth support services but this is resource intensive. There is an issue of progression routes from foundation to level 1 to higher level courses for NEET young people and this is being addressed through the 14 to 19 Partnership. There is a high proportion of young people motivated by employment based opportunities in Halton and these are limited in the current economic climate. NEET characteristics can help identify young people who are at risk of becoming NEET. In particular attainment levels at all key stages, attendance, and school action/school action plus and we are working with schools to ensure more effective preventative measures are in place for those young people at risk of becoming NEET when they leave school.

There is currently a NEET Strategy and Annual Action plan in place to address the issue of NEET and this is being driven by a multi-agency NEET Strategy Group.

SAFER HALTON

NI 16 Serious acquisitive crime rate

Baseline 2007 – 08	2008 - 09			2011	
	Target	Actual	Progress	Target	Projected
16.47 (per 1000 population)	16.05 (per 1000 population)	Refer Comment		15.23 (per 1000 population)	
1968	1918			1820	

Supporting information / commentary

Overall improving trend - but targets not met at year end.

Performance against year end target is **17% under target**. However, current quarters performance, if sustained, would achieve 2009/10 target reductions in line with Government Office North West targets to achieve a 7.5% reduction from 2007/08 baseline by 2010/11.

The categories within Serious Acquisitive are broken down into the following categories:

Serious Acquisitive Crime - Burglary in a dwelling

Performance against year end target is **26.2% over target**. However the current quarters performance, if sustained, would achieve 2009/10 target reductions in line with Government Office North West targets to achieve a 7.5% reduction from 2007/08 baseline by 2010/11.

Theft of a motor Vehicle

Performance against year end target is **11.66 % under target**. The current quarters performance, if sustained, would achieve 2009/10 target reductions in line with Government Office North West targets to achieve a 7.5% reduction from 2007/08 baseline by 2010/11.

This quarters performance is the lowest recorded (data prior to April 05 not available) since April 05, with all months recording particularly low figures.

When compared to our MSCDRP family we are in 6th position out of 15. Currently 0.062 per thousand population below MCDPR average.

Theft from a motor vehicle

Performance against year end target is **26.6% over target**. However, given the current quarters performance, if sustained, would achieve 2009/10 target reductions in line with Government Office North West targets to achieve a 7.5% reduction from 2007/08 baseline by 2010/11.

This quarters performance is the lowest recorded (data prior to April 05 not available) since April 05, with all months recording particularly low figures.



SAFER HALTON

Robbery

Performance against year end target is **37.4% over target**. Even with reductions when compared to last year, If performance was to continue as per this quarter's performance then the target for 2009/10 target reductions in line with Government Office North West targets to achieve a 7.5% reduction from 2007/08 baseline by 2010/11 would NOT be achieved. Additional action is required in this area of business to become on track for achieving targets in 2009/10.

NI 30

Re-offending rate of prolific and priority offenders


Baseline 2007 – 08	2008 - 09			2011	
	Target	Actual	Progress	Target	Projected
19% Reduction in offences from 82 baseline (no more than 66 offences)	19% Reduction in offences from 85 baseline (no more than 69 offences)	Refer Comment		Ratio of 1.16	

Supporting information / commentary

Quarter 4 performance has yet to be received. However data received at period three noted a stable trend and is in line to achieve the reduction target with a projected year end of 66 offenders in effective treatment against the target of 66. Halton's target is set at a 19% reduction in the re-offending rate of PPOs on the Scheme. In real terms it is a reduction in re-offending from 82 (07/08) convictions of those on the Scheme, to 66.

SAFER HALTON

NI 32 Repeat incidents of domestic violence



Baseline 2007 – 08	2008 - 09			2011	
	Target	Actual	Progress	Target	Projected
28% (2008/09)	N/A	Refer comment	N/A	27%	

Supporting information / commentary

Quarter 4 performance has yet to be received. Performance at quarter 3 noted: During April to December 2008 Halton Area reported 74 repeat victims of domestic violence achieving a **-30.8% DECREASE** when compared to the same period during the previous year (107 to 74). The forecast is following a stable trend and we are in line to achieve the 2.5% reduction target with a projected year end of 99 crimes equating to -25 (-20%) below target of 124.

The baseline figure was agreed with GONW in March 2009. This means that at performance can only be reported in terms of comparison of repeats between 2007/08 and 2008/09. Once the figures for repeats to MARAC for 2008/09 are available it will allow a target to be set for 2009/10.

NI 33 Arson incidents

Baseline 2007 – 08	2008 - 09			2011	
	Target	Actual	Progress	Target	Projected
1277	1024 (-20%)	Refer comment		855 (-33%)	

Supporting information / commentary

NI33 is comprised of the following two elements.

NI33i Deliberate Primary Fires

Deliberate Primary Fires account for 184 of the 906 incidents of NI33, equivalent to 20.3% of performance. Comparatively, in 2007/08, there were 216 incidents of this type, marking a 14.8% decrease in volume.

The most common property types involved in these incidents is a single private car, with 111 of the 184 involving these.

SAFER HALTON

It is hoped that, through the planning and delivery of targeted activities and partnership working with local Police and other key partners, the number of these types of incidents will decrease further.

NI33ii Deliberate Secondary Fires

Deliberate Secondary Fires account for 722 of the 906 incidents of NI33, equivalent to 79.7% of performance. Comparatively, in 2007/08, there were 931 incidents of this type, marking a 22.5% decrease in volume over the two years.



It is this indicator which is most commonly linked to anti social behaviour and youth nuisance as, historically, the occurrence of these incidents increases during school holidays. During 2008/09 however, positive action work undertaken by the Fire Service and partners, as well as the wet summer affecting incidents such as the setting of grass fires, ensured that there was a decrease in these incidents. This was also reflected in the number of deliberate bonfires recorded.

The most common property types involved in these fires was loose refuse, accounting for 38.3% of these incidents (277 of 722).

In 2009/10, plans have been put into place to implement an Arson Roadshow to increase local awareness of fire related anti-social behaviour.

SAFER HALTON



NI 39 Alcohol-harm related hospital admission rates

Baseline 2007 – 08	2008 - 09			2011	
	Target	Actual	Progress	Target	Projected
2180	2313	2334.23		2309	

Supporting information / commentary

The PCT is prioritising investments for 2009/10 to tackle the waiting times for adult treatment services and to extend brief interventions for people with alcohol problems.

NI 40 Drug users in effective treatment



Baseline 2007 – 08	2008 - 09			2011	
	Target	Actual	Progress	Target	Projected
513	518 (1%)	475 Dec 07 to Nov 08		544 (3%)	

Supporting information / commentary

Latest figure is for Dec 07 - Nov 08. Final end of year figure not available from the NTA until Aug 09. The DAT has met with service provider managers on five occasions since September 2009 to address issues of poor and declining performance in the areas of; numbers in effective treatment, retention in treatment, planned exits, hepatitis screening and vaccinations, service user issues arising from the consultation exercise, increasing activity in the criminal justice service and Treatment Outcome Profile form completion. To date there is little evidence of improvement in performance by the service providers. The Chair of the Safer Halton Partnership is writing to senior managers in each of the provider organisations with a view to receiving a significantly improved plan by May 20th resulting in performance being back on track by September 2009.

EMPLOYMENT, LEARNING AND SKILLS

NI 153 Working age people claiming out of work benefits in the worst performing neighbourhoods

Baseline 2007 – 08	2008 - 09			2011	
	Target	Actual	Progress	Target	Projected
31.5 %	30.5 %	30.6% (Aug 08)		28.5 %	


Supporting information / commentary

Progress using latest MI available to DWP

JSA Halton April 2008 = 2493 - March 09 = 4501 an increase of 81%.
 Jobs notified to JCP August 08 = 527 – Feb 09 = 269 a reduction of 49%.
 Employment rate 70.4% Dec 07 – 70.0% March 08.
 Working Age People not working:
 May 2008 =16,002 = 21.2% working age population (this figure has increased substantially)
 Latest Job Outcome Target figures for DWP at September 08 = 1978 some 83.9% of 08/09 profile target.

Given the economic downturn the likelihood of achieving this NI target over 3 years is substantially reduced.
 The ELS SSP will continue to maximise partnership resources including the WNF to support priority group working age customers from deprived wards into sustainable employment.

NI 163 Working age population qualified to at least Level 2 or higher


Baseline 2007 – 08	2008 - 09			2011	
	Target	Actual	Progress	Target	Projected
60.1% (2006)	64%	60.4% (2007)	Refer Comment	67.5%	

Supporting information / commentary

The targets were based on expected provision as purchased through the LSC, mainly train to gain and FE. It is difficult at this time to estimate the likely effect of the recession on levels of attainment. It will be more possible to assess this when the real 08 stats come through

EMPLOYMENT, LEARNING AND SKILLS

NI 171 | VAT registration rate



Baseline 2007 – 08	2008 - 09			2011	
	Target	Actual	Progress	Target	Projected
42.3%	42.3%	Not available	Refer Comment	42.8%	

Supporting information / commentary

This is a completely new indicator and target. Information will be produced annually in arrears. As such it is not possible to identify progress for 08-09. The baseline 42.3% is actually an average of the 2005-2007. (The 2007 figure in itself was suspect as a change in treasury rules produced a one off boost in the business start up data for that year). Given the recession it was agreed with GONW that only a small increase in start up rate was likely but this is to be reviewed in 2010 when more data is available. As such, it is projected as an amber due to the uncertainty of the recession and the impact of the 2007 figures on the projections)

URBAN RENEWAL

NI 154 | Net additional homes provided

Baseline 2007 – 08	2008 - 09			2011	
	Target	Actual	Progress	Target	Projected
522	518	397		518	

Supporting information / commentary

As anticipated, the outturn figures for 2008/9 show the impact of the ‘credit crunch’ on the house building industry in terms of lower numbers of dwelling completions than in previous years a reduction of 27% on last years completion rates.


The availability of development finance to fund construction and the availability of personal mortgages for the purchase of completed dwellings have led to far fewer completions and the cessation of speculative building.

Discussions with partners from the house building industry in the Strategic Housing Land Availability Assessment stakeholder workshops indicate that house builders are only finishing units that were already under construction and are now only ‘building to order’ on the Borough’s large housing sites.

These comments have been substantiated by annual site visits for housing monitoring undertaken in April 2009. At the present time there is sufficient land available now for house building to accommodate 5613 units (2008 Housing Baseline Report). A positive change in the current economic climate is required to stimulate the housing market sufficiently to bring housing completions back on target. For this reason an amber traffic light has been allocated to indicate the position in 2011.

URBAN RENEWAL

NI 186
Per capital CO2 emissions in LA area

Baseline 2007 – 08	2008 - 09			2011	
	Target	Actual	Progress	Target	Projected
10.1 tonnes per capita (2005)	- 3.76% (9.72 tonnes)	- 1.9% (2006)	Refer Comment	- 11.1% (8.98 tonnes)	

Supporting information / commentary

Housing - Partnership with EPPLUS to deliver a programme of advice and grant access to residents. Halton BC work with the Energy Savings Trust Advice Centre (ESTAC) to promote energy efficiency to householders within the Borough, both fuel rich and fuel poor. They have a free energy advice line for householders and offer free impartial advice on energy saving measures ranging from renewable energy to driving techniques. We can also through ESTAC provide grants to householders for loft and cavity wall insulation through 2 schemes Energy Zone and HEARTH and ESTAC also provide access to the Government's Warm Front grants. There are also additional grants to which HBC contribute, including a top up scheme to help people with health problems access warm front grants where appropriate and Warmth which is a crisis fund, generally used for improved heating measures such as a new boiler.

Business - Partnership with Groundwork to deliver environmental best practise to business through the ENWORKS programme. 8 businesses provided with Resource Efficiency Reviews with cost savings identified

Transport - Increase use of sustainable transport modes through the LTP.

As part of Halton's staff travel plan we have introduced a car share database, use of pool bikes and homeworking initiatives.

HBC are looking at road charging and encouraging public transport use, through dedicated bus lanes.

We are working to get freight off the roads and improve passenger rail and opportunities for cycling and walking through travel plans.



Halton's Neighbourhood Travel Team provide advice, planning and training to staff, businesses and business. Their work is recognised nationally as best practice.

Increase accessibility of services by public transport

Arriva and Halton Transport all have Euro 4 compliant vehicles.

URBAN RENEWAL

NI 192
Household waste recycled and composted

Baseline 2007 – 08	2008 - 09			2011	
	Target	Actual*	Progress	Target	Projected
25.1% (2007/08)	28%	26.69% (*Estimated)		34%	

Supporting information / commentary

Extensions to the Council's kerbside recycling services in the last 12 months have increased overall performance compared to the previous year. The direction of travel is up however, although only estimated information is available at this stage, it is unlikely that the 2008/09 will be met.

Further extensions to recycling services in 2009/10, together with planned activities to increase public participation in the Council's schemes, will improve performance and the 2010/11 target is likely to be achieved.